

Test Results and Interview Guide

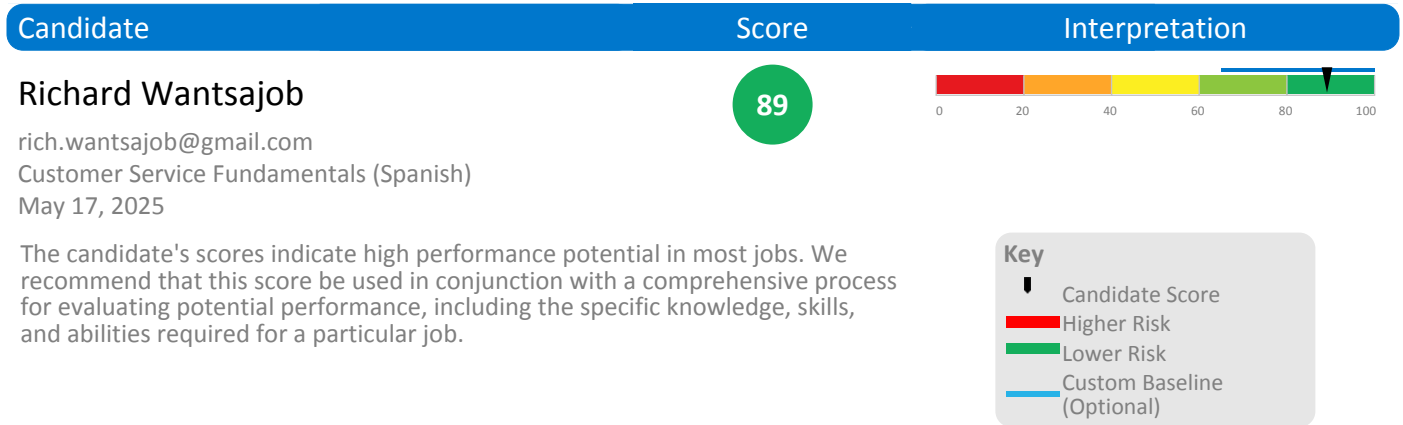
Candidate: **Richard Wantsajob**
Assessment: Customer Service Fundamentals (Spanish)
Completed: May 17, 2025
Prepared for: Sara Maple
Example Company

What's Included

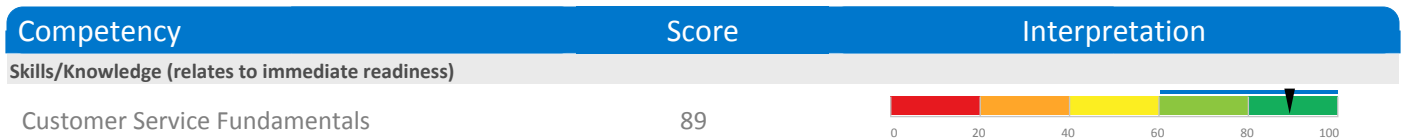
- Overall Score
- Competency Summary Table
- Comparison Matrix
- Detailed Competency Results with Interview Guide

Important Note: The Customer Service Fundamentals (Spanish) assessment measures key factors related to high performance and tenure in this job. Attribute types measured vary by test, but can include cognitive ability, skills, knowledge, personality characteristics, emotional intelligence, and past behavioral history. This report includes a one page summary, followed by detailed results with an embedded interview guide. Note that these results should always be used as a part of a balanced candidate selection process that includes independent evaluation steps, such as interviews and reference checks.

Overall




Competency Summary



Comparison

Percentile scores indicate how the candidate compares to other test-takers within various groups. The candidate scored equal to or better than the fraction of test-takers indicated by the percentile.



Assessment Overview

This assessment provides scores for 10 important personality factors that are related to success on the job. Scores are presented based on their potential impact on job performance.

Please note that personality tests, like this Attitudes, Interests, and Motivations survey ask the candidate to describe themselves. As a result, the results reflect how the candidate sees him or herself. In most cases, this equates to how the candidate actually behaves.

Remember also that scores on personality tests reflect behavioral tendencies and have no relationship with knowledge, skills or abilities.

Detail

Candidate: **Richard Wantsajob**, rich.wantsajob@gmail.com
Assessment: Customer Service Fundamentals (Spanish)
Authorized: May 17, 2025, by Sara Maple, Example Company, qamailsaram.mike@hravatar.com
Started: May 17, 2025, 7:50:01AM EDT
Completed: May 17, 2025, 7:50:01AM EDT
Overall Score: 89

Knowledge and Skills Detail

This section contains a list of job-related knowledge areas and skills that have been evaluated. Low scores in these areas often indicate that additional learning may be required before top performance can be achieved.

Detail

Interview Guide

Customer Service Fundamentals

Score: 89



Description:

Evaluates the candidate's knowledge of the Customer Service principles and practices, with an aim to determine the degree of training that will be required before the candidate can be expected to become productive.

Interpretation:

Candidate should achieve superior job performance in this area with little or no training.

Scores indicate a solid working knowledge of Customer Service principles and practices. Candidate is likely ready to be productive without basic training or with immediate entry into advanced training. Likely to be able to mentor others.

Tell me about a project or task where your knowledge of Customer Service was required for success. How did it go?



1

Example didn't require or demonstrate knowledge.



2

Knowledge was only moderately important or moderately demonstrated in example.



3



4

Clearly relevant application and demonstration of knowledge.



5

Identity Confirmation Photos

The following photos of the candidate and any identification were uploaded during the assessment session.

Photo Analysis Results

- Risk:	Medium risk of cheating based on image inconsistencies
- Percent match among processed faces	100%
- Total images processed	17
- Total images with valid faces	14 (82%)
- Total pairs of faces compared	13
- Pairs in which faces matched	13 (100%)



Pre/Post-Test Photo



ID Photo



In-Test Error Detected (No Face Detected)



In-Test Error Detected (No Face Detected)



In-Test Error Detected (No Face Detected)



In-Test Photo



In-Test Photo



In-Test Photo



In-Test Photo



Pre/Post-Test Photo

Report Preparation Notes

- Hiring decisions should never be based on a single source of information. The most effective use of this assessment report is as a part of a multi-faceted program of candidate evaluation that includes resume review, interviews, and reference checks.
- Overall vs Percentiles Scores: The overall score reflects the success in the test, based on the mean (average) and standard deviation of the test scores. The percentile score reflects the percentage of test-takers who scored equal or below this overall score. We recommend you use the Overall Score as your primary evaluation criteria. However, percentile scores can often be useful in comparing specific candidates against one another and with a group, such as for test takers in a certain organization or within a certain account.
- Note that comparison information is calculated based on completed instances of this assessment at that time the assessment is scored. As additional instances are completed, the comparative data may change. You can always update a report to the current values by clicking on 'Recalculate Percentiles' within the online results viewing pages at www.hravatar.com.
- Most competency scores are norm-based, which means that they can be interpreted in terms of their distance from the average or mean score. For all scales, a score equal to the mean receives a score of 65 and scores above and below this value are set so that a score change of 15 equals one standard deviation.
- For linear competencies, higher is better across the entire scale. For these scales a score between 65 and 80 (light green) represents 0 to 1 standard deviation above the mean and a score above 80 (dark green) represents more than one standard deviation above the mean. Similarly, a score of 50 - 65 (yellow) represents 0 to 1 standard deviation below the mean, while a score of 35 - 50 (orange) equates to 1 to 2 standard deviations below the mean, and a score below 35 represents more than 2 standard deviations below the mean.
- Sim ID: 1557-1, Key: 0-0, Rpt: 13, Prd: 1065, Created: 2025-05-17 11:50 UTC
- UA: Mozilla/5.0 (Windows NT 6.3; Trident/7.0; Touch; rv:11.0) like Gecko

Score Calculation Detail

The following table provides a summary of how the overall score was calculated from each of the individual competency scores. First, all competency scores are calculated on a scale of 0-100. Note that some competencies use their color category rather than their actual numeric score in the overall calculation. For these, a standard score associated with the assigned color category is used in the overall score calculation rather than the actual numeric score. This is reflected in the "Score Value Used" column. Next, a weighted average of scores is computed using individual competency weights, typically set using job analysis data provided by the US Government Occupational Information Network (O*Net).

Competency	Score	How applied to overall	Score Value Used	Weight (%)
Customer Service Fundamentals	89.1660	Numeric Score	89.1660	100.0000
Weighted Average:				89.1660
Final Overall Score:				89

Notes

(This area is intentionally blank - it's reserved as space for your notes.)