

Candidate: **Betty Penske**
Assessment: Workplace Simulation - Collections Agent
Completed: August 19, 2022
Prepared for: Susan Bookman



Test Results and Interview Guide

The Workplace Simulation - Collections Agent assessment measures key factors related to high performance and tenure in this job. Attribute types measured vary by test, but can include cognitive ability, skills, knowledge, personality characteristics, emotional intelligence, and past behavioral history. This report includes a one page summary, followed by detailed results with an embedded interview guide. Note that these results should always be used as a part of a balanced candidate selection process that includes independent evaluation steps, such as interviews and reference checks.

Overall

Candidate	Score	Interpretation
Betty Penske bettypenske@yourcompany.org Workplace Simulation - Collections Agent August 19, 2022 Summary: Moderate to High Performance Potential	72	 <div style="border: 1px solid gray; padding: 5px; width: fit-content;"> Key ▼ Candidate Score ■ Higher Risk ■ Lower Risk ■ Custom Baseline (Optional) </div>

Competency Summary

Competency	Score	Interpretation
Cognitive Abilities (relates to job performance, problem-solving, ability to learn, etc.)		
Analytical Thinking and Attention to Detail	72	

Comparison

Percentile scores indicate how the candidate compares to other test-takers within various groups. The candidate scored equal to or better than the fraction of test-takers indicated by the percentile.

Test-Taker Group	Percentile	0	10	20	30	40	50	60	70	80	90	100	
Global	72nd												
United States	59th												
HR Avatar Data	66th												

Assessment Overview

This assessment provides scores for a number of important factors and competencies that are related to success on the job. Scores are presented based on their potential impact on job performance.

Scores are presented individually on a scale of 0-100. In most cases, including the overall score, higher scores represent higher expected job performance. However, for some competencies, either extreme low or extreme high scores indicate a risk of lower performance. Refer to the interpretation section of each competency for additional information.

Individual competency scores are also combined into a single overall score. Please note that individual competencies are weighted differently, depending on their type, and on fine adjustments based on data from the US Government's Occupational Data Network (O*Net).

Each competency measured includes one or more suggested interview questions, in an easy-to-use format. These questions should be used for additional probing, especially when the score shows an area of relative weakness.

Some of the competencies measured evaluate preferences for doing (or not doing) specific activities. Scores for these competencies can be used to evaluate job-fit.

We wish to emphasize that the data contained in this report should be used as part of a comprehensive process for evaluating job candidates. Additional data should include in-person interviews, job tryouts, resume review, and background checks.


Detail

Candidate: **Betty Penske**, bettypenske@yourcompany.org
Assessment: Workplace Simulation - Collections Agent
Authorized: August 19, 2022, by Susan Bookman, HR Avatar Data Collection Account, sue.bookman@richardson.biz
Started: August 19, 2022 at 6:44:46 AM EST
Completed: August 19, 2022 at 6:44:46 AM EST
Overall Score: 72

Cognitive Abilities Detail

This section contains a list of job-related cognitive abilities that have been evaluated in a job-like context using HR Avatar's simulation technology. Studies have demonstrated that cognitive abilities are highly correlated with job performance for many jobs. Abilities also correlate with problem-solving and the ability to learn quickly.











Continued on next page.

Detail	Interview Guide
<p>Analytical Thinking and Attention to Detail Score: 72</p>  <p><i>Description:</i> This scale represents thoroughness, accuracy, and being concerned for all areas involved no matter how insignificant. Individuals who demonstrate high Attention to Detail produce work products that are consistently accurate and require little checking. They rarely forget schedule commitments or overlook even the smallest details.</p> <p><i>Interpretation:</i> Strong scores in this area correlate with above average performance for many jobs.</p> <p>Usually able to achieve a high degree of thoroughness and accuracy in a work task. Concerned for most areas involved. Requires only occasional oversight and checking.</p>	<p>Can you give me an example of where your attention to detail or your thoughtful analysis of a situation helped make a project successful?</p> <div style="display: flex; justify-content: space-around; align-items: center;"> <div style="text-align: center;">★ 1</div> <div style="text-align: center;">★ 2</div> <div style="text-align: center;">★ 3</div> <div style="text-align: center;">★ 4</div> <div style="text-align: center;">★ 5</div> </div> <p>Poor example. Does not show attention to detail or analytical ability.</p> <p>Moderately relevant or impactful example.</p> <p>Strongly relevant and clear example.</p> <hr style="border: 1px solid black;"/> <p>How do you handle a situation when you've messed up due to overlooking an important detail?</p> <div style="display: flex; justify-content: space-around; align-items: center;"> <div style="text-align: center;">★ 1</div> <div style="text-align: center;">★ 2</div> <div style="text-align: center;">★ 3</div> <div style="text-align: center;">★ 4</div> <div style="text-align: center;">★ 5</div> </div> <p>Is unable to handle the situation.</p> <p>Demonstrates the ability to admit to their error and quickly fix the error, but didn't put preventative systems in place.</p> <p>Demonstrates the ability to admit to their error, put preventative systems in place and quickly fix the error.</p>

Identity Confirmation Photos

The following photos of the candidate and any identification were uploaded during the assessment session.

Photo Analysis Results	
- Risk:	Medium risk of cheating based on image inconsistencies
- Percent match among processed faces	100%
- Total images processed	17
- Total images with valid faces	14 (82%)
- Total pairs of faces compared	13
- Pairs in which faces matched	13 (100%)

			
<i>Pre/Post-Test Photo</i>	<i>ID Photo</i>	<i>In-Test Error Detected (No Face Detected)</i>	<i>In-Test Error Detected (No Face Detected)</i>
			
<i>In-Test Error Detected (No Face Detected)</i>	<i>In-Test Photo</i>	<i>In-Test Photo</i>	<i>In-Test Photo</i>
			
<i>In-Test Photo</i>	<i>Pre/Post-Test Photo</i>		

Suspicious Activity

During the assessment, the system monitored the candidate for suspicious actions, such as switching to another application, or pressing a suspicious key. Actions detected during the assessment are listed below. However, additional actions may be detected during post assessment processing. Please be sure to visit the online results at www.hravatar.com for a complete list.

Date/Time	Action	Info
November 14, 2021 at 8:07:04 AM EST	Candidate - ID Card Mismatch.	Candidate face captured by camera did not match ID Card face. (1 Instances)
November 14, 2021 at 8:15:15 AM EST	Candidate - ID Card Mismatch.	Candidate face captured by camera did not match ID Card face. (1 Instances)
November 14, 2021 at 8:36:18 AM EST	Candidate - ID Card Mismatch.	Candidate face captured by camera did not match ID Card face. (1 Instances)

Date/Time	Action	Info
November 14, 2021 at 9:01:21 AM EST	Candidate - ID Card Mismatch.	Candidate face captured by camera did not match ID Card face. (1 Instances)
November 14, 2021 at 9:06:50 AM EST	Candidate - ID Card Mismatch.	Candidate face captured by camera did not match ID Card face. (1 Instances)
May 11, 2022 at 1:39:31 AM EST	Candidate - ID Card Mismatch.	Candidate face captured by camera did not match ID Card face. (0 Instances)
May 11, 2022 at 2:56:55 AM EST	Candidate - ID Card Mismatch.	Candidate face captured by camera did not match ID Card face. (0 Instances)
May 12, 2022 at 8:54:31 PM EST	Candidate - ID Card Mismatch.	Candidate face captured by camera did not match ID Card face. (0 Instances)
May 30, 2022 at 3:32:20 AM EST	Candidate - ID Card Mismatch.	Candidate face captured by camera did not match ID Card face. (1 Instances)
May 30, 2022 at 3:33:14 AM EST	Candidate - ID Card Mismatch.	Candidate face captured by camera did not match ID Card face. (1 Instances)
May 24, 2022 at 1:12:38 AM EST	Candidate - ID Card Mismatch.	Candidate face captured by camera did not match ID Card face. (0 Instances)
June 24, 2022 at 2:17:57 AM EST	Candidate - ID Card Mismatch.	Candidate face captured by camera did not match ID Card face. (1 Instances)
June 25, 2022 at 11:13:42 PM EST	Candidate - ID Card Mismatch.	Candidate face captured by camera did not match ID Card face. (1 Instances)
June 25, 2022 at 10:58:35 PM EST	Candidate - ID Card Mismatch.	Candidate face captured by camera did not match ID Card face. (1 Instances)
June 25, 2022 at 9:11:41 PM EST	Candidate - ID Card Mismatch.	Candidate face captured by camera did not match ID Card face. (1 Instances)
June 25, 2022 at 10:45:47 PM EST	Candidate - ID Card Mismatch.	Candidate face captured by camera did not match ID Card face. (1 Instances)
June 25, 2022 at 9:27:24 PM EST	Candidate - ID Card Mismatch.	Candidate face captured by camera did not match ID Card face. (1 Instances)
June 25, 2022 at 11:33:42 PM EST	Candidate - ID Card Mismatch.	Candidate face captured by camera did not match ID Card face. (1 Instances)
June 25, 2022 at 9:25:12 PM EST	Candidate - ID Card Mismatch.	Candidate face captured by camera did not match ID Card face. (1 Instances)
June 25, 2022 at 8:29:16 PM EST	Candidate - ID Card Mismatch.	Candidate face captured by camera did not match ID Card face. (1 Instances)
June 25, 2022 at 9:46:54 PM EST	Candidate - ID Card Mismatch.	Candidate face captured by camera did not match ID Card face. (1 Instances)
June 25, 2022 at 8:36:48 PM EST	Candidate - ID Card Mismatch.	Candidate face captured by camera did not match ID Card face. (1 Instances)
June 25, 2022 at 11:20:34 PM EST	Candidate - ID Card Mismatch.	Candidate face captured by camera did not match ID Card face. (1 Instances)
June 26, 2022 at 12:20:37 AM EST	Candidate - ID Card Mismatch.	Candidate face captured by camera did not match ID Card face. (1 Instances)
June 26, 2022 at 12:07:52 AM EST	Candidate - ID Card Mismatch.	Candidate face captured by camera did not match ID Card face. (1 Instances)
June 25, 2022 at 8:40:39 PM EST	Candidate - ID Card Mismatch.	Candidate face captured by camera did not match ID Card face. (1 Instances)
June 25, 2022 at 10:58:26 PM EST	Candidate - ID Card Mismatch.	Candidate face captured by camera did not match ID Card face. (1 Instances)
June 25, 2022 at 11:33:59 PM EST	Candidate - ID Card Mismatch.	Candidate face captured by camera did not match ID Card face. (1 Instances)
June 25, 2022 at 9:56:32 PM EST	Candidate - ID Card Mismatch.	Candidate face captured by camera did not match ID Card face. (1 Instances)
June 26, 2022 at 12:53:04 AM EST	Candidate - ID Card Mismatch.	Candidate face captured by camera did not match ID Card face. (1 Instances)

Date/Time	Action	Info
June 25, 2022 at 11:08:51 PM EST	Candidate - ID Card Mismatch.	Candidate face captured by camera did not match ID Card face. (1 Instances)
June 25, 2022 at 11:18:43 PM EST	Candidate - ID Card Mismatch.	Candidate face captured by camera did not match ID Card face. (1 Instances)
June 26, 2022 at 2:02:33 AM EST	Candidate - ID Card Mismatch.	Candidate face captured by camera did not match ID Card face. (1 Instances)
June 26, 2022 at 3:53:15 AM EST	Candidate - ID Card Mismatch.	Candidate face captured by camera did not match ID Card face. (1 Instances)
June 28, 2022 at 2:45:08 AM EST	Candidate - ID Card Mismatch.	Candidate face captured by camera did not match ID Card face. (1 Instances)
July 2, 2022 at 10:40:37 PM EST	Candidate - ID Card Mismatch.	Candidate face captured by camera did not match ID Card face. (1 Instances)
July 2, 2022 at 9:26:15 PM EST	Candidate - ID Card Mismatch.	Candidate face captured by camera did not match ID Card face. (1 Instances)
July 2, 2022 at 11:53:49 PM EST	Candidate - ID Card Mismatch.	Candidate face captured by camera did not match ID Card face. (1 Instances)
July 2, 2022 at 10:19:03 PM EST	Candidate - ID Card Mismatch.	Candidate face captured by camera did not match ID Card face. (1 Instances)
July 2, 2022 at 9:11:26 PM EST	Candidate - ID Card Mismatch.	Candidate face captured by camera did not match ID Card face. (1 Instances)
July 5, 2022 at 12:18:33 AM EST	Candidate - ID Card Mismatch.	Candidate face captured by camera did not match ID Card face. (1 Instances)
July 8, 2022 at 8:29:26 PM EST	Candidate - ID Card Mismatch.	Candidate face captured by camera did not match ID Card face. (1 Instances)
July 9, 2022 at 12:26:54 AM EST	Candidate - ID Card Mismatch.	Candidate face captured by camera did not match ID Card face. (1 Instances)
July 9, 2022 at 12:25:19 AM EST	Candidate - ID Card Mismatch.	Candidate face captured by camera did not match ID Card face. (1 Instances)
July 8, 2022 at 10:13:31 PM EST	Candidate - ID Card Mismatch.	Candidate face captured by camera did not match ID Card face. (1 Instances)
July 9, 2022 at 3:28:20 AM EST	Candidate - ID Card Mismatch.	Candidate face captured by camera did not match ID Card face. (1 Instances)
July 8, 2022 at 10:51:08 PM EST	Candidate - ID Card Mismatch.	Candidate face captured by camera did not match ID Card face. (1 Instances)
July 8, 2022 at 9:48:35 PM EST	Candidate - ID Card Mismatch.	Candidate face captured by camera did not match ID Card face. (1 Instances)
July 8, 2022 at 10:57:25 PM EST	Candidate - ID Card Mismatch.	Candidate face captured by camera did not match ID Card face. (1 Instances)
July 8, 2022 at 9:59:11 PM EST	Candidate - ID Card Mismatch.	Candidate face captured by camera did not match ID Card face. (1 Instances)
July 13, 2022 at 1:01:46 AM EST	Candidate - ID Card Mismatch.	Candidate face captured by camera did not match ID Card face. (1 Instances)
July 16, 2022 at 10:24:57 PM EST	Candidate - ID Card Mismatch.	Candidate face captured by camera did not match ID Card face. (1 Instances)
July 16, 2022 at 9:12:50 PM EST	Candidate - ID Card Mismatch.	Candidate face captured by camera did not match ID Card face. (1 Instances)
July 16, 2022 at 10:15:53 PM EST	Candidate - ID Card Mismatch.	Candidate face captured by camera did not match ID Card face. (1 Instances)
July 16, 2022 at 8:13:56 PM EST	Candidate - ID Card Mismatch.	Candidate face captured by camera did not match ID Card face. (1 Instances)
July 16, 2022 at 8:25:35 PM EST	Candidate - ID Card Mismatch.	Candidate face captured by camera did not match ID Card face. (1 Instances)
July 16, 2022 at 8:31:39 PM EST	Candidate - ID Card Mismatch.	Candidate face captured by camera did not match ID Card face. (1 Instances)

Date/Time	Action	Info
July 16, 2022 at 8:57:23 PM EST	Candidate - ID Card Mismatch.	Candidate face captured by camera did not match ID Card face. (1 Instances)
July 16, 2022 at 9:00:11 PM EST	Candidate - ID Card Mismatch.	Candidate face captured by camera did not match ID Card face. (1 Instances)
July 30, 2022 at 7:03:59 PM EST	Candidate - ID Card Mismatch.	Candidate face captured by camera did not match ID Card face. (1 Instances)
July 30, 2022 at 8:55:25 PM EST	Candidate - ID Card Mismatch.	Candidate face captured by camera did not match ID Card face. (1 Instances)
July 31, 2022 at 1:59:18 AM EST	Candidate - ID Card Mismatch.	Candidate face captured by camera did not match ID Card face. (1 Instances)
July 30, 2022 at 9:04:08 PM EST	Candidate - ID Card Mismatch.	Candidate face captured by camera did not match ID Card face. (1 Instances)
July 31, 2022 at 12:12:12 AM EST	Candidate - ID Card Mismatch.	Candidate face captured by camera did not match ID Card face. (1 Instances)
July 30, 2022 at 10:43:00 PM EST	Candidate - ID Card Mismatch.	Candidate face captured by camera did not match ID Card face. (1 Instances)
July 30, 2022 at 9:44:06 PM EST	Candidate - ID Card Mismatch.	Candidate face captured by camera did not match ID Card face. (1 Instances)
July 30, 2022 at 9:24:19 PM EST	Candidate - ID Card Mismatch.	Candidate face captured by camera did not match ID Card face. (1 Instances)
July 30, 2022 at 7:57:45 PM EST	Candidate - ID Card Mismatch.	Candidate face captured by camera did not match ID Card face. (1 Instances)
July 30, 2022 at 9:34:30 PM EST	Candidate - ID Card Mismatch.	Candidate face captured by camera did not match ID Card face. (1 Instances)
July 30, 2022 at 7:53:04 PM EST	Candidate - ID Card Mismatch.	Candidate face captured by camera did not match ID Card face. (1 Instances)
July 30, 2022 at 9:58:41 PM EST	Candidate - ID Card Mismatch.	Candidate face captured by camera did not match ID Card face. (1 Instances)
July 30, 2022 at 10:34:45 PM EST	Candidate - ID Card Mismatch.	Candidate face captured by camera did not match ID Card face. (1 Instances)

Report Preparation Notes

- Hiring decisions should never be based on a single source of information. The most effective use of this assessment report is as a part of a multi-faceted program of candidate evaluation that includes resume review, interviews, and reference checks.
- Overall vs Percentiles Scores: The overall score reflects the success in the test, based on the mean (average) and standard deviation of the test scores. The percentile score reflects the percentage of test-takers who scored equal or below this overall score. We recommend you use the Overall Score as your primary evaluation criteria. However, percentile scores can often be useful in comparing specific candidates against one another and with a group, such as for test takers in a certain organization or within a certain account.
- Note that comparison information is calculated based on completed instances of this assessment at that time the assessment is scored. As additional instances are completed, the comparative data may change. You can always update a report to the current values by clicking on "Recalculate Percentiles" within the online results viewing pages at www.hravatar.com.
- Most competency scores are norm-based, which means that they can be interpreted in terms of their distance from the average or mean score. For all scales, a score equal to the mean receives a score of 65 and scores above and below this value are set so that a score change of 15 equals one standard deviation.
- For linear competencies, higher is better across the entire scale. For these scales a score between 65 and 80 (light green) represents 0 to 1 standard deviation above the mean and a score above 80 (dark green) represents more than one standard deviation above the mean. Similarly, a score of 50 - 65 (yellow) represents 0 to 1 standard deviation below the mean, while a score of 35 - 50 (orange) equates to 1 to 2 standard deviations below the mean, and a score below 35 represents more than 2 standard deviations below the mean.
- Sim ID: 2268-9, Key: 0-0, Rpt: 13, Prd: 1292, Created: 2022-08-19 11:44 UTC
- UA: Mozilla/5.0 (Windows NT 6.3; Trident/7.0; Touch; rv:11.0) like Gecko

Score Calculation Detail

The following table provides a summary of how the overall score was calculated from the individual competency scores. Competency scores are calculated on a 0-100 scale by first calculating a Z statistic based on test-taker responses and then transforming the Z value to a scale with target mean and standard deviation. Certain competencies have a normal score distribution where it is best to be closest to the mean. For these competencies we modify the Z statistic by multiplying its absolute value by minus 1 for the overall score calculation. Next, to calculate the overall score, a weighted average of all modified competency Z statistics is computed and this weighted average is itself transformed to a Z statistic, which is then transformed to a score with the same target mean and standard deviation. Finally outlier scores are adjusted if they are below 0 or above 100.

Competency	Score	How applied to overall	Score Value Used	Weight (%)
Analytical Thinking and Attention to Detail	72.0801	Z-Statistic	0.4720	100.0000

Weighted Average of Competency Z-Scores:	0.4720
Mean applied to Raw Weighted Avg:	0.0000
Standard Deviation applied to Raw Weighted Avg:	1.0000
Normalized Raw Score:	0.4720
Mean:	65.0000
Standard Deviation Used:	15.0000
Final Overall Score:	72.0801

Notes

(This area is intentionally blank - it's reserved as space for your notes.)