

Candidate: **Betty Penske**  
Assessment: General Manager (Dutch)  
Completed: September 19, 2024  
Prepared for: Susan Bookman  
HR Avatar Data Collection Account

## Test Results and Interview Guide

The General Manager (Dutch) assessment measures key factors related to high performance and tenure in this job. Attribute types measured vary by test, but can include cognitive ability, skills, knowledge, personality characteristics, emotional intelligence, and past behavioral history. This report includes a one page summary, followed by detailed results with an embedded interview guide. Note that these results should always be used as a part of a balanced candidate selection process that includes independent evaluation steps, such as interviews and reference checks.

## Overall


Candidate	Score	Interpretation
<b>Betty Penske</b> bettypenske@yourcompany.org General Manager (Dutch) September 19, 2024  Summary: High Performance Potential  <b>Potential Risk Areas</b> <ul style="list-style-type: none"> <li>Low corporate citizenship score could indicate potential for questionable behavior.</li> </ul>	<b>82</b>	

**Key**

- ▼ Candidate Score
- Higher Risk
- Lower Risk
- Custom Baseline (Optional)

## Competency Summary

Competency	Score	Interpretation
<b>Cognitive Abilities (relates to job performance, problem-solving, ability to learn, etc.)</b>		
Analytical Thinking	82	
Attention to Detail	92	
<b>Skills/Knowledge (relates to immediate readiness)</b>		
Writing	69	
<b>Personality Characteristics (relates to fit with the job/team environment)</b>		
Adaptable	93	
Corporate Citizenship	10	
Needs Structure	67	
Competitive	85	
Expressive and Outgoing	96	
Exhibits a Positive Work Attitude	87	
Innovative and Creative	95	
Enjoys Problem-Solving	97	
Develops Relationships	66	
Seeks Perfection	92	
<b>Behavioral History (relates to performance and turnover)</b>		
History Survey - Tenure	69	
History Survey - Performance	97	
<b>Emotional Intelligence (relates to situational judgment, performance and teamwork)</b>		



### Comparison

Percentile scores indicate how the candidate compares to other test-takers within various groups. The candidate scored equal to or better than the fraction of test-takers indicated by the percentile.

Test-Taker Group	Percentile	0	10	20	30	40	50	60	70	80	90	100	
Global	82nd												
United States	68th												
HR Avatar Data	76th												

Importance to Job

## Assessment Overview

This assessment provides scores for a number of important factors and competencies that are related to success on the job. Scores are presented based on their potential impact on job performance.

Scores are presented individually on a scale of 0-100. In most cases, including the overall score, higher scores represent higher expected job performance. However, for some competencies, either extreme low or extreme high scores indicate a risk of lower performance. Refer to the interpretation section of each competency for additional information.

Individual competency scores are also combined into a single overall score. Please note that individual competencies are weighted differently, depending on their type, and on fine adjustments based on data from the US Government's Occupational Data Network (O\*Net).

Each competency measured includes one or more suggested interview questions, in an easy-to-use format. These questions should be used for additional probing, especially when the score shows an area of relative weakness.

Some of the competencies measured evaluate preferences for doing (or not doing) specific activities. Scores for these competencies can be used to evaluate job-fit.







We wish to emphasize that the data contained in this report should be used as part of a comprehensive process for evaluating job candidates. Additional data should include in-person interviews, job tryouts, resume review, and background checks.







## Detail

Candidate: **Betty Penske**, bettypenske@yourcompany.org  
 Assessment: General Manager (Dutch)  
 Authorized: September 19, 2024, by Susan Bookman, HR Avatar Data Collection Account, sue.bookman@richardson.biz  
 Started: September 19, 2024, 5:32:18AM EST  
 Completed: September 19, 2024, 5:32:18AM EST  
 Overall Score: 82

## Cognitive Abilities Detail







This section contains a list of job-related cognitive abilities that have been evaluated in a job-like context using simulation technology. Studies have demonstrated that cognitive abilities are highly correlated with job performance for many jobs. Abilities also correlate with problem-solving and the ability to learn quickly.

Detail	Interview Guide
<p><b>Analytical Thinking</b> Score: 82</p>  <p><i>Description:</i> This scale indicates the capacity to think in a thoughtful, discerning way, to solve problems, utilize resources, and analyze data. Individuals who demonstrate high amounts of analytical thinking are able to recognize patterns rapidly, navigate through problems, and resolve difficult problems systematically.</p> <p><i>Interpretation:</i> High scores in this area correlate with superior performance for many jobs.</p> <p>Able to think in a thoughtful, discerning way. Can often solve difficult problems, plan many-featured tasks and projects, organize multiple resources, and analyze complex data. Able to quickly recall and use information when needed or appropriate.</p>	<p>Vertel eens over een complex probleem, een ingewikkelde situatie of een moeilijke planningstaak waar je je voor gesteld zag. Welke uitdagingen kwam je tegen en hoe heb je die overwonnen?</p> <div style="display: flex; justify-content: space-around; align-items: center;"> <div style="text-align: center;">  1 Uit het voorbeeld blijkt geen complexiteit. Beperkte gegevensverzameling, analyse ontbreekt, handelingen onduidelijk, niet relevant of niet effectief.                 </div> <div style="text-align: center;">  2 Uit het voorbeeld blijkt enige complexiteit. Geeft blijk van enige mate van analytisch denken en probleemoplossend vermogen. Handelingen hebben gemengde of beperkte uitwerking.                 </div> <div style="text-align: center;">  3 Uit het voorbeeld blijkt complexiteit. Grondige bestudering van alle factoren die invloed kunnen hebben op het besluit. Handelingen zijn duidelijk, relevant en effectief.                 </div> <div style="text-align: center;">  4                 </div> <div style="text-align: center;">  5                 </div> </div>

Detail	Interview Guide
<p><b>Attention to Detail</b> Score: 92</p>  <p><i>Description:</i> This scale represents thoroughness, accuracy, and being concerned for all areas involved no matter how insignificant. Individuals who demonstrate high Attention to Detail produce work products that are consistently accurate and require little checking. They rarely forget schedule commitments or overlook even the smallest details.</p> <p><i>Interpretation:</i> High scores in this area correlate with superior performance for many jobs.</p> <p>Able to achieve a high degree of thoroughness and accuracy in a work task. Concerned for all areas involved. Work products require little or no review or checking to maintain consistency.</p>	<p>Omschrijf eens een situatie waarin je een fout ontdekte die jij of iemand waarmee je samenwerkte over het hoofd had gezien. Wat deed je toen? Hoe liep dat af?</p> <div style="display: flex; justify-content: space-around; align-items: center;"> <div style="text-align: center;">  1 Onduidelijk of onzorgvuldig gekozen voorbeeld. Niet in staat om te omschrijven wat er over het hoofd was gezien. Geen handelen.         </div> <div style="text-align: center;">  2 Redelijk duidelijk voorbeeld. Enig oog voor detail. Direct, maar passief handelen.         </div> <div style="text-align: center;">  3  </div> <div style="text-align: center;">  4  </div> <div style="text-align: center;">  5            Zeer gedetailleerd. Oog voor alle relevante factoren. Duidelijk, proactief handelen..         </div> </div>

## Knowledge and Skills Detail

This section contains a list of job-related knowledge areas and skills that have been evaluated. Low scores in these areas often indicate that additional learning may be required before top performance can be achieved.



Detail	Interview Guide
<p><b>Writing</b> Score: 69</p>  <p><i>Description:</i> The ability to concisely and succinctly convey ideas and information via written text.</p> <p><i>Interpretation:</i> Above-average writing skills can positively impact performance in many jobs.</p> <p>Above average. Conveys ideas in a concise and succinct format. See writing sample section of report for raw essay(s) submitted.</p> <ul style="list-style-type: none"> <li>Raw computed score: 80</li> <li>Computed score confidence: 75</li> <li>Approximate Word Count: 247</li> </ul> <p>Please see below to view the essay submitted.</p>	<p>Are you comfortable when you need to express yourself through writing? Do you feel confident you can get the right message across?</p> <div style="display: flex; justify-content: space-around; align-items: center;"> <div style="text-align: center;">  1 Not confident in own writing ability. Prefers speaking.         </div> <div style="text-align: center;">  2 Somewhat confident in own writing ability. Writes frequently.         </div> <div style="text-align: center;">  3  </div> <div style="text-align: center;">  4  </div> <div style="text-align: center;">  5            Very confident in ability to write. Has received compliments on clarity of written correspondences.         </div> </div>

## Personality Characteristics Detail

This section contains a list of personality characteristics that are frequently associated with job performance. Remember, these are not skills and do not indicate the ability to do a job. Rather, they can be used to evaluate the candidate's fit with the general needs of the job and the organizational culture. Sample interview questions are provided to gather more information.

Continued on next page.

Detail	Interview Guide
<p><b>Adaptable</b> Score: 93</p> <p><i>Description:</i> This scale reflects how accepting a person is of frequent or substantial changes in his or her job requirements. Changing work requirements usually cause stress and put pressure on an individual to adapt. High scorers usually thrive under changing work conditions, while low scorers may burn out or become paralyzed.</p> <p><i>Interpretation:</i> The candidate's score in this area should contribute to enhanced overall job performance.</p> <p>Thrives on change. Sees self as very flexible and easy-going. Able to roll with the punches during periods of unexpected organizational change.</p>	<p>Describe a time at work or school when things were changing so fast it was hard to stay focused. How did you adjust to it?</p> <div style="display: flex; justify-content: space-around; align-items: center;"> <div style="text-align: center;">★ 1 Enjoyed the chaos of fast change. Became disinterested or negative and waited for things to calm down.</div> <div style="text-align: center;">★ 2 Did best but felt paralyzed and unable to work effectively.</div> <div style="text-align: center;">★ 3 Experienced higher anxiety but tried to deal with changes in a positive way. Stayed focused.</div> <div style="text-align: center;">★ 4</div> <div style="text-align: center;">★ 5</div> </div> <hr/> <p>Would you rather work in a job where the work is predictable or one where activities are constantly changing? Why?</p> <div style="display: flex; justify-content: space-around; align-items: center;"> <div style="text-align: center;">★ 1 Becomes paralyzed by change. Or disregards the change and continues same path.</div> <div style="text-align: center;">★ 2 Resistant and fearful of change, or appears to live for change.</div> <div style="text-align: center;">★ 3 Comfortable with change, though feels some stress or anxiety. Usually able to stay focused.</div> <div style="text-align: center;">★ 4</div> <div style="text-align: center;">★ 5</div> </div>
<p><b>Corporate Citizenship</b> Score: 10</p> <p><i>Description:</i> This scale indicates the degree to which an individual's behavior embraces the spirit of an organization's mission, objectives, and strategy. High scorers project an attitude characterized by cooperation, trust, and openness. Low scorers often question the motives behind decisions. They may withhold information, display hostility, be defensive, or do just enough to get by.</p> <p><i>Interpretation:</i> The candidate's score in this area indicates risk of a negative impact on performance for some jobs. Additional probing is strongly recommended.</p> <p>Distrusts the organization and management. Frequently assumes new ideas or changes will have a negative individual impact. Can be defensive regarding his or her own work, or show hostility towards management or company policies.</p>	<p>How do you feel about being part of an organization? Do you think most organizations have their employees' best interests at heart or do you have to always watch out for yourself?</p> <div style="display: flex; justify-content: space-around; align-items: center;"> <div style="text-align: center;">★ 1 Distrusts organizational motives. Feels the need to look out for self.</div> <div style="text-align: center;">★ 2 Supports organization but is wary of being taken advantage of.</div> <div style="text-align: center;">★ 3 Embraces organizational membership. Believes in organizational mission.</div> <div style="text-align: center;">★ 4</div> <div style="text-align: center;">★ 5</div> </div>

Detail	Interview Guide
<p><b>Needs Structure</b> Score: 67</p>  <p><i>Description:</i> This scale indicates the degree to which a person prefers to work within an ordered environment, with well-defined tasks, activities, rules, processes and expectations. It also reflects the general thoroughness and care applied by the candidate when performing work tasks.</p> <p><i>Interpretation:</i> The candidate's score in this area should contribute to enhanced overall job performance.</p> <p>Follows rules consistently. Makes decisions thoughtfully. Usually follows through on commitments. Usually able to create and/or follow detailed plans.</p>	<p>Have you ever had to work in a job that had little or no structure or where no one told you what to do? What did or didn't you like about it?</p> <p style="text-align: center;">★      ★      ★      ★      ★ 1      2      3      4      5</p> <p>Large mismatch between comfort with structure and structure level of intended job.      Some mismatch between comfort with structure and structure level of intended job.      Comfort with structure matches the structure level of the intended job.</p> <hr/> <p>What kind of job would you prefer: one in which you know exactly what you need to do each day or one in which you start each day with a blank slate and have to decide what to do based on circumstances? Why?</p> <p style="text-align: center;">★      ★      ★      ★      ★ 1      2      3      4      5</p> <p>Prefers a dynamic, changing work environment.      Equally comfortable with well-defined and dynamic work environments.      Clear preference for defined tasks and activities.</p>
<p><b>Competitive</b> Score: 85</p>  <p><i>Description:</i> This scale indicates the degree to which an individual is driven by a desire to impress their leaders and exceed their peers. Being competitive can either be damaging or useful, depending on the job. Competitive people spend much of their time thinking about themselves and the impact decisions may have on them, and their actions are often guided by these thoughts, which can either provide the drive needed to achieve a goal, or can damage the ability of a team to work together. In general, high scorers perform well in sales and related jobs.</p> <p><i>Interpretation:</i> The candidate's score in this area should contribute to enhanced overall job performance.</p> <p>Highly motivated by challenging goals, financial rewards, and/or recognition, and willing to work very hard to succeed. Very focused on personal achievement.</p>	<p>Would you describe yourself as competitive? Can you give me an example?</p> <p style="text-align: center;">★      ★      ★      ★      ★ 1      2      3      4      5</p> <p>Non-competitive example, or doesn't show any consideration for others.      Example unclear. Doesn't address impact on others.      Competitive example that demonstrates drive and shows consideration of others.</p> <hr/> <p>Describe a time when you had to place accomplishing your objectives above supporting your team. Why do you think it was justified?</p> <p style="text-align: center;">★      ★      ★      ★      ★ 1      2      3      4      5</p> <p>Justified for selfish or personal reasons. Shows little remorse for failing to support team.      Shows remorse and feels action was a mistake.      Clearly justified or was forced to do so by superiors. Strongly regrets and wishes could change.</p>

Detail	Interview Guide
<p><b>Expressive and Outgoing</b> Score: 96</p> <p><i>Description:</i> There are many jobs that require outgoing personalities, such as selling, management, public relations, or jobs that require positive public contact. People who score high on expressiveness label themselves as outgoing and have many social contacts. Low scores indicate the person may not have the interest or willingness to assert themselves in social settings.</p> <p><i>Interpretation:</i> The candidate's score in this area should contribute to enhanced overall job performance.</p> <p>Likes to be the center of attention and freely asserts thoughts, ideas, and opinions among friends and strangers alike.</p>	<p>Can you describe a time when you worried you were being too forthright or outspoken during a discussion among your friends or co-workers?</p> <div style="display: flex; justify-content: space-around; align-items: center;"> <div style="text-align: center;">★ 1 Frequently worries because always seems to be the most active.</div> <div style="text-align: center;">★ 2 Occasionally worries but not very often.</div> <div style="text-align: center;">★ 3</div> <div style="text-align: center;">★ 4</div> <div style="text-align: center;">★ 5 Rarely worries because knows when to back off beforehand.</div> </div> <hr/> <p>Tell me how you've acted in group meetings when you're discussing an important issue. Do you participate in the discussion, lead it, or wait until someone asks for your opinion?</p> <div style="display: flex; justify-content: space-around; align-items: center;"> <div style="text-align: center;">★ 1 Passive in actions with others. Timidly speaks when addressed. Prefers listening.</div> <div style="text-align: center;">★ 2</div> <div style="text-align: center;">★ 3 Speaks up and speaks out but doesn't need to be center of attention.</div> <div style="text-align: center;">★ 4</div> <div style="text-align: center;">★ 5 Likes to be center of attention. Speaks confidently and volunteers opinions constructively.</div> </div>
<p><b>Exhibits a Positive Work Attitude</b> Score: 87</p> <p><i>Description:</i> For some people, work is a second-place activity. That is, given a decision to take either personal time or go to work, low scorers will choose time off. Low job priority could indicate a 9 to 5 mentality.</p> <p><i>Interpretation:</i> The candidate's score in this area should contribute to enhanced overall job performance.</p> <p>Expects to receive both financial and personal rewards in exchange for applying his or her best energies to the job. Enjoys working. Trusts the organization to help career.</p>	<p>How do you feel having a regular job and going to work? Is it something you enjoy? Why or why not?</p> <div style="display: flex; justify-content: space-around; align-items: center;"> <div style="text-align: center;">★ 1 Views work as a means of income only. Does not enjoy. Does not care about professional reputation.</div> <div style="text-align: center;">★ 2</div> <div style="text-align: center;">★ 3 Likes work but doesn't truly enjoy it. Balances priority and energy with other obligations.</div> <div style="text-align: center;">★ 4</div> <div style="text-align: center;">★ 5 Considers work a key priority in life. Enjoys working and always applies best energy. Takes pride in work reputation.</div> </div>



Detail	Interview Guide
<p><b>Innovative and Creative</b> Score: 95</p> <p><i>Description:</i> This scale indicates the degree to which the person considers themselves capable of formulating original approaches to problems and other work challenges. Individuals who score high on this scale are comfortable with jobs that require them to analyze situations and/or data, and use their imagination to identify alternative approaches to evaluate each to select the most effective solution. Lower scoring individuals prefer to follow a more cookie-cutter or pre-defined approach to dealing with a specific problem. When organizations expect their people to continually generate new and better ways of producing work, it is a good idea to hire people who share this interest.</p> <p><i>Interpretation:</i> The candidate's score in this area should contribute to enhanced overall job performance.</p> <p>Sees him or herself as creative and capable of generating novel or original solutions to issues or problems. Open to free-form discussion of different ideas.</p>	<p>What is the most creative solution you have ever come up with? What were the circumstances, and why do you think it was creative?</p> <div style="display: flex; justify-content: space-around; align-items: center;"> <div style="text-align: center;">★ 1 Idea does not demonstrate creativity or is not related to the problem. No problem described.</div> <div style="text-align: center;">★ 2 Moderately creative idea or only partially related to problem.</div> <div style="text-align: center;">★ 3</div> <div style="text-align: center;">★ 4</div> <div style="text-align: center;">★ 5 Both problem and use of creativity well described and related to one another.</div> </div>
<p><b>Enjoys Problem-Solving</b> Score: 97</p> <p><i>Description:</i> This scales represents a person's willingness to deal with complicated problems on a frequent or recurring basis. People with high scores prefer jobs that require mental challenge. Individuals with low scores may be intimidated when faced with complex or even simple issues on a regular basis. When jobs are routine or repetitive, people with low scores are usually a better fit.</p> <p><i>Interpretation:</i> The candidate's score in this area should contribute to enhanced overall job performance.</p> <p>Likes to analyze and formulate solutions to problems as a part of his or her daily work. Confidently accepts mental challenges. Optimistic that most problems can be resolved with effort and application.</p>	<p>Describe some of the biggest on-the-job problems you have faced. How did you overcome them? How did you know they were solved?</p> <div style="display: flex; justify-content: space-around; align-items: center;"> <div style="text-align: center;">★ 1 Problems poorly described and actions taken unclear.</div> <div style="text-align: center;">★ 2 Moderately complex problems. Simple or obvious actions taken.</div> <div style="text-align: center;">★ 3</div> <div style="text-align: center;">★ 4</div> <div style="text-align: center;">★ 5 Described one or more complex problems. Actions taken are clear and relevant.</div> </div>

Detail	Interview Guide
<p><b>Develops Relationships</b> Score: 66</p> <p><i>Description:</i> This scale indicates a person's desire to cultivate relationships. High scorers seek opportunities to meet new people and get to know them well enough to form a lasting relationship. Low scorers tend to minimize interacting with people they don't know.</p> <p><i>Interpretation:</i> The candidate's score in this area should contribute to enhanced overall job performance.</p> <p>Actively cultivates relationships. Comfortable meeting new people and sensitive to how others feel. Maintains a broad social network, and uses it to achieve work objectives.</p>	<p>Describe your ideal job. Would it include working closely with others or would you prefer working mostly by yourself?</p> <p>★ 1 Prefers to work alone.</p> <p>★ 2 Cultivates relationships when opportunity arises or is necessary.</p> <p>★ 3</p> <p>★ 4 Enjoys cultivating relationships. Finds teamwork constructive.</p> <p>★ 5</p> <hr/> <p>Can you describe a time when you had to choose between getting the job done or preserving a relationship with a friend or co-worker?</p> <p>★ 1 Places relationship above the work objectives in all or most cases.</p> <p>★ 2 Sometimes struggles between work and relationships, but usually balances well.</p> <p>★ 3</p> <p>★ 4 Focuses on getting the job done but makes an effort not to hurt relationships.</p> <p>★ 5</p>
<p><b>Seeks Perfection</b> Score: 92</p> <p><i>Description:</i> This scale indicates a person's desire for accuracy. People with high perfection scores are committed to meeting or exceeding standards for quality and take pride in the accuracy of their work. People with too little perfectionism may be sloppy and unconcerned with quality.</p> <p><i>Interpretation:</i> The candidate's score in this area should contribute to enhanced overall job performance.</p> <p>Highly intent on achieving perfection in work products and commitments. Willing to do whatever it takes to achieve the desired standard of excellence. Takes pride in having a reputation for quality.</p>	<p>Can you describe a time when you were trying to finish a project or task but your boss made you stop before you felt it was ready?</p> <p>★ 1 Frequently cut short by boss because standards are too high.</p> <p>★ 2 Sometimes cut short but not often.</p> <p>★ 3</p> <p>★ 4 Rarely cut off because has a good sense of what is good enough.</p> <p>★ 5</p> <hr/> <p>When you perform a task, how do you decide when it's good enough to consider it completed or 'ready' for the customer?</p> <p>★ 1 No emphasis on quality.</p> <p>★ 2 Balances quality with other constraints.</p> <p>★ 3</p> <p>★ 4 Insists on a high degree of quality before releasing work.</p> <p>★ 5</p>

## Behavioral History Detail

This section evaluates answers the candidate gave concerning his or her work-related history. Studies often show that a candidate's past behavior often indicates his or her future behavior. Potential caution areas (if any) are specified in each detail section.



Continued on next page.

Detail	Interview Guide
<p><b>History Survey - Tenure</b> Score: 69</p> <p><i>Description:</i> Evaluates a candidate's past employment history and related factors for indications of potentially low job tenure.</p> <p><i>Interpretation:</i> The candidate's score indicates past behaviors that contribute to above average job performance.</p> <p>Exhibits behaviors likely to result in slightly longer than average job tenure.</p>	<p>What are some of the reasons you have left previous jobs?</p> <div style="display: flex; justify-content: space-around; align-items: flex-start;"> <div style="text-align: center;">  1 Many different reasons. Blames employer.         </div> <div style="text-align: center;">  2 Circumstances for leaving generally credible or somewhat outside control.         </div> <div style="text-align: center;">  3 Reasonable rationale or circumstances clearly outside control.         </div> <div style="text-align: center;">  4  </div> <div style="text-align: center;">  5  </div> </div>
<p><b>History Survey - Performance</b> Score: 97</p> <p><i>Description:</i> Evaluates elements of the candidate's past work and education history to identify indications of high or low performance potential.</p> <p><i>Interpretation:</i> The candidate's score indicates past behaviors that contribute to high job performance.</p> <p>Exhibits past behaviors and achievements that are likely to enhance job performance.</p>	<p>Describe how your past performance makes you a good candidate for this job.</p> <div style="display: flex; justify-content: space-around; align-items: flex-start;"> <div style="text-align: center;">  1 No examples or rationale given.         </div> <div style="text-align: center;">  2 Weak connection between past and future.         </div> <div style="text-align: center;">  3  </div> <div style="text-align: center;">  4  </div> <div style="text-align: center;">  5 Clear connection between past and future.         </div> </div>

## Emotional Intelligence Detail

This section contains a list of emotional intelligence characteristics that indicate how tuned in a candidate is to his or her own emotions, and those of others, as well as the candidate's ability to control his or her behavior in light of the emotions he or she is experiencing. These traits can often impact performance in groups or teams. Sample interview questions are provided to gather more information.

Continued on next page.

Detail	Interview Guide
<p><b>Emotional Self-Awareness</b> Score: 75</p>  <p><i>Description:</i> The ability to pay attention to, monitor, and understand how and why one reacts a particular way in different situations, and to know how to conduct oneself appropriately and effectively in social situations.</p> <p><i>Interpretation:</i> The candidate's score in this area should contribute to enhanced overall job performance.</p> <p>Demonstrates strengths in maintaining awareness of his or her emotional reactions and behaviors and the potential impact of those behaviors on others, and a high level of knowledge of what behaviors are appropriate for different situations. Likely to be effective at identifying how his or her feelings may affect his or her behaviors and ensuring those behaviors stay focused and conform to social norms, enabling appropriate, measured interactions with customers and coworkers.</p>	<p>How aware are you of your own emotions? Can you describe a time when your awareness helped you make a better decision?</p> <div style="display: flex; justify-content: space-around; align-items: center;"> <div style="text-align: center;">★ 1 Not in tune with own emotions. Unable to improve decisions through awareness.</div> <div style="text-align: center;">★ 2 Some ability to sense own emotions and control decision-making.</div> <div style="text-align: center;">★ 3 Very in tune with own emotions. Able to improve decisions through awareness.</div> <div style="text-align: center;">★ 4</div> <div style="text-align: center;">★ 5</div> </div>
<p><b>Emotional Self-Control</b> Score: 71</p>  <p><i>Description:</i> The ability to manage the desire to satisfy urges or impulses, showing restraint and managing behaviors to ensure appropriate and effective interactions with others.</p> <p><i>Interpretation:</i> The candidate's score in this area should contribute to enhanced overall job performance.</p> <p>Demonstrates strengths in self control and impulse control, enabling the ability to employ a balanced approach to managing risk, maintain composure during stressful times, and calmly relate to others at work. Likely to be effective at prioritizing and staying focused on long-term goals, and to interact with others in a way that helps build lasting relationships.</p>	<p>Are you able to control your own actions when you become emotional? Can you give me an example of how using self-control helped at work or school?</p> <div style="display: flex; justify-content: space-around; align-items: center;"> <div style="text-align: center;">★ 1 Unable to control self when emotions kick in.</div> <div style="text-align: center;">★ 2 Some ability to resist impulses caused by emotions and apply to work situations.</div> <div style="text-align: center;">★ 3 Able to detect own emotions and control reactions in work or business situations.</div> <div style="text-align: center;">★ 4</div> <div style="text-align: center;">★ 5</div> </div>

Detail	Interview Guide
<p><b>Empathy</b> Score: 80</p> <p><i>Description:</i> The ability to sense and understand other people's feelings, feel sympathy for others, and see things from other people's point of view.</p> <p><i>Interpretation:</i> The candidate's score in this area should contribute to enhanced overall job performance.</p> <p>Demonstrates exceptional strengths in sensing the emotional needs of others, sympathizing with other people's problems, and seeing things from other people's point of view. Likely to be very effective at demonstrating to customers or coworkers that they understand and care about them, resulting in significantly improved customer loyalty, much stronger work relationships, and noticeably reduced levels of conflict in the workplace.</p>	<p>Are you good at relating to the feelings of others? Can you give me an example of how this helped you navigate a difficult situation at work or at school?</p> <div style="display: flex; justify-content: space-around; align-items: center;"> <div style="text-align: center;">  1 Not able to sense how others feel. Unable to provide example.         </div> <div style="text-align: center;">  2 Some ability to sense how others feel. Example shows some ability to use senses at work.         </div> <div style="text-align: center;">  3 Able to relate to others and sense how they feel. Example shows can easily apply senses at work.         </div> <div style="text-align: center;">  4         </div> <div style="text-align: center;">  5         </div> </div>

## Writing Sample(s)

During the assessment, the candidate was asked to write one or more passages. The text they wrote is included in the table below for review.


Writing Sample - Question	Response
<p>Please write an essay describing the keys to creative writing.</p>	<p>This is a sample essay. In a real test situation, the candidate or test taker would write an essay as a part of their assessment, in response to the question associated with this entry. All reports will share their writing as received. In some cases, our artificial intelligence engine will process their response to create a numerical score. Our system also checks for plagiarism, both among previously submitted essays, and the broader Internet. Additionally, spelling, grammar, and style checks are performed.</p> <p>Essay typically are from 150 to 600 words. They can be written in response to an explicit question, or they can be free-form responses to general questions.</p>

## Identity Confirmation Photos


The following photos of the candidate and any identification were uploaded during the assessment session.

Photo Analysis Results	
- Risk:	Medium risk of cheating based on image inconsistencies
- Percent match among processed faces	100%
- Total images processed	17
- Total images with valid faces	14 (82%)
- Total pairs of faces compared	13
- Pairs in which faces matched	13 (100%)


  




Pre/Post-Test Photo



ID Photo




In-Test Error Detected (No Face Detected)




In-Test Error Detected (No Face Detected)


  




In-Test Error Detected (No Face Detected)



In-Test Photo




In-Test Photo




In-Test Photo



In-Test Photo



Pre/Post-Test Photo

## Minimum Qualification Guidelines - from O\*Net

The following are suggestions from O\*Net, the United States government's occupational information network, regarding prerequisites for this job type.

Item	
Educational Achievement	Bachelor's Degree
Job-Related Training	Less than 6 Months
Job-Related Experience	Less Than 1 Year

## Report Preparation Notes

- Hiring decisions should never be based on a single source of information. The most effective use of this assessment report is as a part of a multi-faceted program of candidate evaluation that includes resume review, interviews, and reference checks.
- Overall vs Percentiles Scores: The overall score reflects the success in the test, based on the mean (average) and standard deviation of the test scores. The percentile score reflects the percentage of test-takers who scored equal or below this overall score. We recommend you use the Overall Score as your primary evaluation criteria. However, percentile scores can often be useful in comparing specific candidates against one another and with a group, such as for test takers in a certain organization or within a certain account.
- Note that comparison information is calculated based on completed instances of this assessment at that time the assessment is scored. As additional instances are completed, the comparative data may change. You can always update a report to the current values by clicking on 'Recalculate Percentiles' within the online results viewing pages at [www.hravatar.com](http://www.hravatar.com).
- Most competency scores are norm-based, which means that they can be interpreted in terms of their distance from the average or mean score. For all scales, a score equal to the mean receives a score of 65 and scores above and below this value are set so that a score change of 15 equals one standard deviation.
- For linear competencies, higher is better across the entire scale. For these scales a score between 65 and 80 (light green) represents 0 to 1 standard deviation above the mean and a score above 80 (dark green) represents more than one standard deviation above the mean. Similarly, a score of 50 - 65 (yellow) represents 0 to 1 standard deviation below the mean, while a score of 35 - 50 (orange) equates to 1 to 2 standard deviations below the mean, and a score below 35 represents more than 2 standard deviations below the mean.
- This assessment makes use of data from the Occupational Information Network (O\*NET), which is funded by the U.S. Federal Government - U.S. Department of Labor/Employment and Training Administration (USDOL/ETA) - as a primary source of occupational information. The O\*NET database contains information on hundreds of standardized and occupation-specific descriptors that are continually updated by ongoing research. These data are used in preparing descriptive information as well as setting relative weights between competencies used in calculating the overall score. For additional information about O\*NET, visit <http://www.onetcenter.org>.
- O\*Net Standard Occupational Code (SOC) Used: 11-9199.01
- O\*Net Version: 26.3
- Sim ID: 2539-7, Key: 0-0, Rpt: 13, Prd: 1362, Created: 2024-09-19 10:32 UTC
- UA: Mozilla/5.0 (Windows NT 6.3; Trident/7.0; Touch; rv:11.0) like Gecko

## Score Calculation Detail

The following table provides a summary of how the overall score was calculated from the individual competency scores. Competency scores are calculated on a 0-100 scale by first calculating a Z statistic based on test-taker responses and then transforming the Z value to a scale with target mean and standard deviation. Certain competencies have a normal score distribution where it is best to be closest to the mean. For these competencies we modify the Z statistic by multiplying its absolute value by minus 1 for the overall score calculation. Next, to calculate the overall score, a weighted average of all modified competency Z statistics is computed and this weighted average is itself transformed to a Z statistic, which is then transformed to a score with the same target mean and standard deviation. Finally outlier scores are adjusted if they are below 0 or above 100.

Competency	Score	How applied to overall	Score Value Used	Weight (%)
Adaptable	93.9691	Z-Statistic	1.9313	3.4753
Analytical Thinking	82.5114	Z-Statistic	1.1674	18.7830
Corporate Citizenship	10.0000	Z-Statistic	-3.6667	3.5747
Needs Structure	67.0584	Z-Statistic	0.1372	3.4717
Competitive	85.6719	Z-Statistic	1.3781	3.2945
Emotional Self-Awareness	75.4206	Z-Statistic	0.6947	3.3218
Emotional Self-Control	71.3088	Z-Statistic	0.4206	3.3218
Expressive and Outgoing	96.2321	Z-Statistic	2.0821	2.9364
Exhibits a Positive Work Attitude	87.2629	Z-Statistic	1.4842	3.7465
Empathy	80.3988	Z-Statistic	1.0266	2.4783
Innovative and Creative	95.3438	Z-Statistic	2.0229	2.3253
Enjoys Problem-Solving	97.7822	Z-Statistic	2.1855	3.2547
Develops Relationships	66.4678	Z-Statistic	0.0979	2.5061
Attention to Detail	92.2249	Z-Statistic	1.8150	20.1383
Writing	69.5855	Z-Statistic	0.3057	0.0620
Seeks Perfection	92.4428	Z-Statistic	1.8295	3.4717
History Survey - Tenure	69.0519	Z-Statistic	0.2701	9.9190
History Survey - Performance	97.9613	Z-Statistic	2.1974	9.9190

Weighted Average of Competency Z-Scores:	1.1793
Mean applied to Raw Weighted Avg:	0.0000
Standard Deviation applied to Raw Weighted Avg:	1.0000
Normalized Raw Score:	1.1793
Mean:	65.0000
Standard Deviation Used:	15.0000
Final Overall Score:	82.6897



## Notes

(This area is intentionally blank - it's reserved as space for your notes.)