

Candidate: **Betty Penske**
Assessment: Computer Programmer (Dutch)
Completed: May 30, 2024
Prepared for: Susan Bookman
HR Avatar Data Collection Account

Test Results and Interview Guide

The Computer Programmer (Dutch) assessment measures key factors related to high performance and tenure in this job. Attribute types measured vary by test, but can include cognitive ability, skills, knowledge, personality characteristics, emotional intelligence, and past behavioral history. This report includes a one page summary, followed by detailed results with an embedded interview guide. Note that these results should always be used as a part of a balanced candidate selection process that includes independent evaluation steps, such as interviews and reference checks.

Overall


Candidate	Score	Interpretation
Betty Penske bettypenske@yourcompany.org Computer Programmer (Dutch) May 30, 2024 Summary: High Performance Potential Potential Risk Areas <ul style="list-style-type: none"> Low corporate citizenship score could indicate potential for questionable behavior. 	82	

Key

- ▼ Candidate Score
- Higher Risk
- Lower Risk
- Custom Baseline (Optional)

Competency Summary

Competency	Score	Interpretation
Cognitive Abilities (relates to job performance, problem-solving, ability to learn, etc.)		
Analytical Thinking	93	
Attention to Detail	93	
Skills/Knowledge (relates to immediate readiness)		
Writing	86	
Personality Characteristics (relates to fit with the job/team environment)		
Adaptable	64	
Corporate Citizenship	10	
Needs Structure	86	
Competitive	92	
Expressive and Outgoing	83	
Exhibits a Positive Work Attitude	81	
Innovative and Creative	70	
Enjoys Problem-Solving	73	
Develops Relationships	82	
Seeks Perfection	71	
Behavioral History (relates to performance and turnover)		
History Survey - Tenure	90	
History Survey - Performance	68	
Emotional Intelligence (relates to situational judgment, performance and teamwork)		
Emotional Self-Awareness	67	



Comparison

Percentile scores indicate how the candidate compares to other test-takers within various groups. The candidate scored equal to or better than the fraction of test-takers indicated by the percentile.

Test-Taker Group	Percentile	0	10	20	30	40	50	60	70	80	90	100	
Global	82nd	[Bar extending to 82]											
United States	68th	[Bar extending to 68]											
HR Avatar Data	75th	[Bar extending to 75]											

Importance to Job ↑

Assessment Overview

This assessment provides scores for a number of important factors and competencies that are related to success on the job. Scores are presented based on their potential impact on job performance.

Scores are presented individually on a scale of 0-100. In most cases, including the overall score, higher scores represent higher expected job performance. However, for some competencies, either extreme low or extreme high scores indicate a risk of lower performance. Refer to the interpretation section of each competency for additional information.

Individual competency scores are also combined into a single overall score. Please note that individual competencies are weighted differently, depending on their type, and on fine adjustments based on data from the US Government's Occupational Data Network (O*Net).

Each competency measured includes one or more suggested interview questions, in an easy-to-use format. These questions should be used for additional probing, especially when the score shows an area of relative weakness.

Some of the competencies measured evaluate preferences for doing (or not doing) specific activities. Scores for these competencies can be used to evaluate job-fit.

We wish to emphasize that the data contained in this report should be used as part of a comprehensive process for evaluating job candidates. Additional data should include in-person interviews, job tryouts, resume review, and background checks.

Detail

Candidate: **Betty Penske**, bettypenske@yourcompany.org
 Assessment: Computer Programmer (Dutch)
 Authorized: May 30, 2024, by Susan Bookman, HR Avatar Data Collection Account, sue.bookman@richardson.biz
 Started: May 29, 2024, 7:13:52PM EST
 Completed: May 29, 2024, 7:13:52PM EST
 Overall Score: 82

Cognitive Abilities Detail

This section contains a list of job-related cognitive abilities that have been evaluated in a job-like context using HR Avatar's simulation technology. Studies have demonstrated that cognitive abilities are highly correlated with job performance for many jobs. Abilities also correlate with problem-solving and the ability to learn quickly.

Detail	Interview Guide
<p>Analytical Thinking Score: 93</p> <p><i>Description:</i> This scale indicates the capacity to think in a thoughtful, discerning way, to solve problems, utilize resources, and analyze data. Individuals who demonstrate high amounts of analytical thinking are able to recognize patterns rapidly, navigate through problems, and resolve difficult problems systematically.</p> <p><i>Interpretation:</i> High scores in this area correlate with superior performance for many jobs.</p> <p>Able to think in a thoughtful, discerning way. Can often solve difficult problems, plan many-featured tasks and projects, organize multiple resources, and analyze complex data. Able to quickly recall and use information when needed or appropriate.</p>	<p>Vertel eens over een complex probleem, een ingewikkelde situatie of een moeilijke planningstaak waar je je voor gesteld zag. Welke uitdagingen kwam je tegen en hoe heb je die overwonnen?</p> <div style="display: flex; justify-content: space-around; align-items: center;"> <div style="text-align: center;"> 1 Uit het voorbeeld blijkt geen complexiteit. Beperkte gegevensverzameling, analyse ontbreekt, handelingen onduidelijk, niet relevant of niet effectief. </div> <div style="text-align: center;"> 2 Uit het voorbeeld blijkt enige complexiteit. Geeft blijk van enige mate van analytisch denken en probleemoplossend vermogen. Handelingen hebben gemengde of beperkte uitwerking. </div> <div style="text-align: center;"> 3 Uit het voorbeeld blijkt complexiteit. Grondige bestudering van alle factoren die invloed kunnen hebben op het besluit. Handelingen zijn duidelijk, relevant en effectief. </div> </div>

Detail	Interview Guide
<p>Attention to Detail Score: 93</p> <p><i>Description:</i> This scale represents thoroughness, accuracy, and being concerned for all areas involved no matter how insignificant. Individuals who demonstrate high Attention to Detail produce work products that are consistently accurate and require little checking. They rarely forget schedule commitments or overlook even the smallest details.</p> <p><i>Interpretation:</i> High scores in this area correlate with superior performance for many jobs.</p> <p>Able to achieve a high degree of thoroughness and accuracy in a work task. Concerned for all areas involved. Work products require little or no review or checking to maintain consistency.</p>	<p>Omschrijf eens een situatie waarin je een fout ontdekte die jij of iemand waarmee je samenwerkte over het hoofd had gezien. Wat deed je toen? Hoe liep dat af?</p> <p style="text-align: center;">★ ★ ★ ★ ★</p> <p style="text-align: center;">1 2 3 4 5</p> <p>Onduidelijk of onzorgvuldig gekozen voorbeeld. Niet in staat om te omschrijven wat er over het hoofd was gezien. Geen handelen.</p> <p>Redelijk duidelijk voorbeeld. Enig oog voor detail. Direct, maar passief handelen.</p> <p>Zeer gedetailleerd. Oog voor alle relevante factoren. Duidelijk, proactief handelen..</p>

Knowledge and Skills Detail

This section contains a list of job-related knowledge areas and skills that have been evaluated. Low scores in these areas often indicate that additional learning may be required before top performance can be achieved.

Detail	Interview Guide
<p>Writing Score: 86</p> <p><i>Description:</i> The ability to concisely and succinctly convey ideas and information via written text.</p> <p><i>Interpretation:</i> Superior writing skills can positively impact performance in many jobs.</p> <p>Significantly above average. Conveys ideas accurately in a clear, concise and succinct format. See writing sample section of report for raw essay(s) submitted.</p> <ul style="list-style-type: none"> • Raw computed score: 80 • Computed score confidence: 75 • Approximate Word Count: 247 <p>Please see below to view the essay submitted.</p>	<p>Are you comfortable when you need to express yourself through writing? Do you feel confident you can get the right message across?</p> <p style="text-align: center;">★ ★ ★ ★ ★</p> <p style="text-align: center;">1 2 3 4 5</p> <p>Not confident in own writing ability. Prefers speaking.</p> <p>Somewhat confident in own writing ability. Writes frequently.</p> <p>Very confident in ability to write. Has received compliments on clarity of written correspondences.</p>

Personality Characteristics Detail

This section contains a list of personality characteristics that are frequently associated with job performance. Remember, these are not skills and do not indicate the ability to do a job. Rather, they can be used to evaluate the candidate's fit with the general needs of the job and the organizational culture. Sample interview questions are provided to gather more information.

Continued on next page.

Detail	Interview Guide
<p>Adaptable Score: 64</p> <p><i>Description:</i> This scale reflects how accepting a person is of frequent or substantial changes in his or her job requirements. Changing work requirements usually cause stress and put pressure on an individual to adapt. High scorers usually thrive under changing work conditions, while low scorers may burn out or become paralyzed.</p> <p><i>Interpretation:</i> The candidate's score in this area indicates neither a positive nor a negative impact on performance.</p> <p>Prefers a moderate amount of change in order to make progress. Feels too much change can be disruptive and undesirable. With coaching and reassurance is capable of remaining focused and positive throughout most change processes.</p>	<p>Would you rather work in a job where the work is predictable or one where activities are constantly changing? Why?</p> <div style="display: flex; justify-content: space-around; align-items: flex-start;"> <div style="text-align: center;"> 1 Becomes paralyzed by change. Or disregards the change and continues same path. </div> <div style="text-align: center;"> 2 Resistant and fearful of change, or appears to live for change. </div> <div style="text-align: center;"> 3 </div> <div style="text-align: center;"> 4 </div> <div style="text-align: center;"> 5 Comfortable with change, though feels some stress or anxiety. Usually able to stay focused. </div> </div> <hr/> <p>Describe a time at work or school when things were changing so fast it was hard to stay focused. How did you adjust to it?</p> <div style="display: flex; justify-content: space-around; align-items: flex-start;"> <div style="text-align: center;"> 1 Enjoyed the chaos of fast change. Became disinterested or negative and waited for things to calm down. </div> <div style="text-align: center;"> 2 Did best but felt paralyzed and unable to work effectively. </div> <div style="text-align: center;"> 3 </div> <div style="text-align: center;"> 4 </div> <div style="text-align: center;"> 5 Experienced higher anxiety but tried to deal with changes in a positive way. Stayed focused. </div> </div>
<p>Corporate Citizenship Score: 10</p> <p><i>Description:</i> This scale indicates the degree to which an individual's behavior embraces the spirit of an organization's mission, objectives, and strategy. High scorers project an attitude characterized by cooperation, trust, and openness. Low scorers often question the motives behind decisions. They may withhold information, display hostility, be defensive, or do just enough to get by.</p> <p><i>Interpretation:</i> The candidate's score in this area indicates risk of a negative impact on performance for some jobs. Additional probing is strongly recommended.</p> <p>Distrusts the organization and management. Frequently assumes new ideas or changes will have a negative individual impact. Can be defensive regarding his or her own work, or show hostility towards management or company policies.</p>	<p>How do you feel about being part of an organization? Do you think most organizations have their employees' best interests at heart or do you have to always watch out for yourself?</p> <div style="display: flex; justify-content: space-around; align-items: flex-start;"> <div style="text-align: center;"> 1 Distrusts organizational motives. Feels the need to look out for self. </div> <div style="text-align: center;"> 2 </div> <div style="text-align: center;"> 3 Supports organization but is wary of being taken advantage of. </div> <div style="text-align: center;"> 4 </div> <div style="text-align: center;"> 5 Embraces organizational membership. Believes in organizational mission. </div> </div>

Detail	Interview Guide
<p>Needs Structure Score: 86</p> <p><i>Description:</i> This scale indicates the degree to which a person prefers to work within an ordered environment, with well-defined tasks, activities, rules, processes and expectations. It also reflects the general thoroughness and care applied by the candidate when performing work tasks.</p> <p><i>Interpretation:</i> The candidate's score in this area should contribute to enhanced overall job performance.</p> <p>Follows rules closely and consistently. Makes decisions carefully and thoughtfully. Follows through on commitments. Able to create and/or follow detailed plans.</p>	<p>What kind of job would you prefer: one in which you know exactly what you need to do each day or one in which you start each day with a blank slate and have to decide what to do based on circumstances? Why?</p> <p style="text-align: center;">★ ★ ★ ★ ★ 1 2 3 4 5</p> <p>Prefers a dynamic, changing work environment. Equally comfortable with well-defined and dynamic work environments. Clear preference for defined tasks and activities.</p> <hr/> <p>Have you ever had to work in a job that had little or no structure or where no one told you what to do? What did or didn't you like about it?</p> <p style="text-align: center;">★ ★ ★ ★ ★ 1 2 3 4 5</p> <p>Large mismatch between comfort with structure and structure level of intended job. Some mismatch between comfort with structure and structure level of intended job. Comfort with structure matches the structure level of the intended job.</p>
<p>Competitive Score: 92</p> <p><i>Description:</i> This scale indicates the degree to which an individual is driven by a desire to impress their leaders and exceed their peers. Being competitive can either be damaging or useful, depending on the job. Competitive people spend much of their time thinking about themselves and the impact decisions may have on them, and their actions are often guided by these thoughts, which can either provide the drive needed to achieve a goal, or can damage the ability of a team to work together. In general, high scorers perform well in sales and related jobs.</p> <p><i>Interpretation:</i> The candidate's score in this area should contribute to enhanced overall job performance.</p> <p>Highly motivated by challenging goals, financial rewards, and/or recognition, and willing to work very hard to succeed. Very focused on personal achievement.</p>	<p>Describe a time when you had to place accomplishing your objectives above supporting your team. Why do you think it was justified?</p> <p style="text-align: center;">★ ★ ★ ★ ★ 1 2 3 4 5</p> <p>Justified for selfish or personal reasons. Shows little remorse for failing to support team. Shows remorse and feels action was a mistake. Clearly justified or was forced to do so by superiors. Strongly regrets and wishes could change.</p> <hr/> <p>Would you describe yourself as competitive? Can you give me an example?</p> <p style="text-align: center;">★ ★ ★ ★ ★ 1 2 3 4 5</p> <p>Non-competitive example, or doesn't show any consideration for others. Example unclear. Doesn't address impact on others. Competitive example that demonstrates drive and shows consideration of others.</p>

Detail	Interview Guide
<p>Expressive and Outgoing Score: 83</p> <p><i>Description:</i> There are many jobs that require outgoing personalities, such as selling, management, public relations, or jobs that require positive public contact. People who score high on expressiveness label themselves as outgoing and have many social contacts. Low scores indicate the person may not have the interest or willingness to assert themselves in social settings.</p> <p><i>Interpretation:</i> The candidate's score in this area should contribute to enhanced overall job performance.</p> <p>Likes to be the center of attention and freely asserts thoughts, ideas, and opinions among friends and strangers alike.</p>	<p>Can you describe a time when you worried you were being too forthright or outspoken during a discussion among your friends or co-workers?</p> <p style="text-align: center;">★ ★ ★ ★ ★ 1 2 3 4 5</p> <p>Frequently worries because always seems to be the most active. Occasionally worries but not very often. Rarely worries because knows when to back off beforehand.</p> <hr/> <p>Tell me how you've acted in group meetings when you're discussing an important issue. Do you participate in the discussion, lead it, or wait until someone asks for your opinion?</p> <p style="text-align: center;">★ ★ ★ ★ ★ 1 2 3 4 5</p> <p>Passive in actions with others. Timidly speaks when addressed. Prefers listening. Speaks up and speaks out but doesn't need to be center of attention. Likes to be center of attention. Speaks confidently and volunteers opinions constructively.</p>
<p>Exhibits a Positive Work Attitude Score: 81</p> <p><i>Description:</i> For some people, work is a second-place activity. That is, given a decision to take either personal time or go to work, low scorers will choose time off. Low job priority could indicate a 9 to 5 mentality.</p> <p><i>Interpretation:</i> The candidate's score in this area should contribute to enhanced overall job performance.</p> <p>Expects to receive both financial and personal rewards in exchange for applying his or her best energies to the job. Enjoys working. Trusts the organization to help career.</p>	<p>How do you feel having a regular job and going to work? Is it something you enjoy? Why or why not?</p> <p style="text-align: center;">★ ★ ★ ★ ★ 1 2 3 4 5</p> <p>Views work as a means of income only. Does not enjoy. Does not care about professional reputation. Likes work but doesn't truly enjoy it. Balances priority and energy with other obligations. Considers work a key priority in life. Enjoys working and always applies best energy. Takes pride in work reputation.</p>

Detail	Interview Guide
<p>Innovative and Creative Score: 70</p>  <p><i>Description:</i> This scale indicates the degree to which the person considers themselves capable of formulating original approaches to problems and other work challenges. Individuals who score high on this scale are comfortable with jobs that require them to analyze situations and/or data, and use their imagination to identify alternative approaches to evaluate each to select the most effective solution. Lower scoring individuals prefer to follow a more cookie-cutter or pre-defined approach to dealing with a specific problem. When organizations expect their people to continually generate new and better ways of producing work, it is a good idea to hire people who share this interest.</p> <p><i>Interpretation:</i> The candidate's score in this area should contribute to enhanced overall job performance.</p> <p>Sees him or herself as moderately creative. Capable of generating novel or original solutions to issues or problems with a small amount of prompting. Confident in the use of his or her imagination.</p>	<p>What is the most creative solution you have ever come up with? What were the circumstances, and why do you think it was creative?</p> <div style="display: flex; justify-content: space-around; align-items: flex-start;"> <div style="text-align: center;">  1 Idea does not demonstrate creativity or is not related to the problem. No problem described. </div> <div style="text-align: center;">  2 Moderately creative idea or only partially related to problem. </div> <div style="text-align: center;">  3 Both problem and use of creativity well described and related to one another. </div> <div style="text-align: center;">  4 </div> <div style="text-align: center;">  5 </div> </div>
<p>Enjoys Problem-Solving Score: 73</p>  <p><i>Description:</i> This scales represents a person's willingness to deal with complicated problems on a frequent or recurring basis. People with high scores prefer jobs that require mental challenge. Individuals with low scores may be intimidated when faced with complex or even simple issues on a regular basis. When jobs are routine or repetitive, people with low scores are usually a better fit.</p> <p><i>Interpretation:</i> The candidate's score in this area should contribute to enhanced overall job performance.</p> <p>Usually willing to analyze and formulate solutions to complex problems. Fairly confident in own ability to develop effective solutions. Sees frequent problem-solving as a core part of his or her job description, though may require prompting to take on a particularly difficult issue.</p>	<p>Describe some of the biggest on-the-job problems you have faced. How did you overcome them? How did you know they were solved?</p> <div style="display: flex; justify-content: space-around; align-items: flex-start;"> <div style="text-align: center;">  1 Problems poorly described and actions taken unclear. </div> <div style="text-align: center;">  2 Moderately complex problems. Simple or obvious actions taken. </div> <div style="text-align: center;">  3 Described one or more complex problems. Actions taken are clear and relevant. </div> <div style="text-align: center;">  4 </div> <div style="text-align: center;">  5 </div> </div>

Detail	Interview Guide
<p>Develops Relationships Score: 82</p> <p><i>Description:</i> This scale indicates a person's desire to cultivate relationships. High scorers seek opportunities to meet new people and get to know them well enough to form a lasting relationship. Low scorers tend to minimize interacting with people they don't know.</p> <p><i>Interpretation:</i> The candidate's score in this area should contribute to enhanced overall job performance.</p> <p>Actively cultivates and maintains relationships. Able to quickly establish rapport with new acquaintances and accurately sense others' feelings. Maintains a broad social network and uses it to achieve work objectives.</p>	<p>Describe your ideal job. Would it include working closely with others or would you prefer working mostly by yourself?</p> <p style="text-align: center;">★ 1 ★ 2 ★ 3 ★ 4 ★ 5</p> <p>1 Prefers to work alone. 2 Cultivates relationships when opportunity arises or is necessary. 3 4 5 Enjoys cultivating relationships. Finds teamwork constructive.</p> <hr/> <p>Can you describe a time when you had to choose between getting the job done or preserving a relationship with a friend or co-worker?</p> <p style="text-align: center;">★ 1 ★ 2 ★ 3 ★ 4 ★ 5</p> <p>1 Places relationship above the work objectives in all or most cases. 2 Sometimes struggles between work and relationships, but usually balances well. 3 4 5 Focuses on getting the job done but makes an effort not to hurt relationships.</p>
<p>Seeks Perfection Score: 71</p> <p><i>Description:</i> This scale indicates a person's desire for accuracy. People with high perfection scores are committed to meeting or exceeding standards for quality and take pride in the accuracy of their work. People with too little perfectionism may be sloppy and unconcerned with quality.</p> <p><i>Interpretation:</i> The candidate's score in this area should contribute to enhanced overall job performance.</p> <p>Seeks the highest possible quality in almost every task. Willing to put in extra effort or resources to ensure a task is done correctly. Takes pride in producing work that is virtually perfect every time.</p>	<p>Can you describe a time when you were trying to finish a project or task but your boss made you stop before you felt it was ready?</p> <p style="text-align: center;">★ 1 ★ 2 ★ 3 ★ 4 ★ 5</p> <p>1 Frequently cut short by boss because standards are too high. 2 Sometimes cut short but not often. 3 4 5 Rarely cut off because has a good sense of what is good enough.</p> <hr/> <p>When you perform a task, how do you decide when it's good enough to consider it completed or 'ready' for the customer?</p> <p style="text-align: center;">★ 1 ★ 2 ★ 3 ★ 4 ★ 5</p> <p>1 No emphasis on quality. 2 Balances quality with other constraints. 3 4 5 Insists on a high degree of quality before releasing work.</p>

Behavioral History Detail

This section evaluates answers the candidate gave concerning his or her work-related history. Studies often show that a candidate's past behavior often indicates his or her future behavior. Potential caution areas (if any) are specified in each detail section.


Continued on next page.

Detail	Interview Guide
<p>History Survey - Tenure Score: 90</p> <p><i>Description:</i> Evaluates a candidate's past employment history and related factors for indications of potentially low job tenure.</p> <p><i>Interpretation:</i> The candidate's score indicates past behaviors that contribute to high job performance.</p> <p>Exhibits behaviors likely to result in longer than average job tenure.</p>	<p>What are some of the reasons you have left previous jobs?</p> <div style="display: flex; justify-content: space-around; align-items: center;"> <div style="text-align: center;"> 1 Many different reasons. Blames employer. </div> <div style="text-align: center;"> 2 Circumstances for leaving generally credible or somewhat outside control. </div> <div style="text-align: center;"> 3 Reasonable rationale or circumstances clearly outside control. </div> <div style="text-align: center;"> 4 </div> <div style="text-align: center;"> 5 </div> </div>
<p>History Survey - Performance Score: 68</p> <p><i>Description:</i> Evaluates elements of the candidate's past work and education history to identify indications of high or low performance potential.</p> <p><i>Interpretation:</i> The candidate's score indicates past behaviors that contribute to above average job performance.</p> <p>Exhibits past behaviors and achievements that are likely to result in above average job performance.</p>	<p>Describe how your past performance makes you a good candidate for this job.</p> <div style="display: flex; justify-content: space-around; align-items: center;"> <div style="text-align: center;"> 1 No examples or rationale given. </div> <div style="text-align: center;"> 2 Weak connection between past and future. </div> <div style="text-align: center;"> 3 Clear connection between past and future. </div> <div style="text-align: center;"> 4 </div> <div style="text-align: center;"> 5 </div> </div>

Emotional Intelligence Detail

This section contains a list of emotional intelligence characteristics that indicate how tuned in a candidate is to his or her own emotions, and those of others, as well as the candidate's ability to control his or her behavior in light of the emotions he or she is experiencing. These traits can often impact performance in groups or teams. Sample interview questions are provided to gather more information.

Continued on next page.

Detail	Interview Guide
<p>Emotional Self-Awareness Score: 67</p>  <p><i>Description:</i> Het vermogen om aandacht te hebben voor hoe en waarom iemand in verschillende situaties op een bepaalde manier reageert en om dit te monitoren en te begrijpen, en te weten wat in sociale situaties gepast en effectief gedrag is.</p> <p><i>Interpretation:</i> The candidate's score in this area should contribute to enhanced overall job performance.</p> <p>Laat een goed vermogen zien om zich bewust te blijven van zijn of haar emotionele reacties en gedragingen en de potentiële impact daarvan op anderen, en een goede kennis van welke gedragingen in verschillende situaties gepast zijn. Vermoedelijk goed in staat te bepalen hoe zijn of haar gevoel van invloed kan zijn op zijn of haar gedragingen en te zorgen dat die gedragingen gefocust blijven en voldoen aan de sociale normen zodat er gepaste, afgewogen interacties mogelijk zijn met klanten en collega's.</p>	<p>In hoeverre ben je je bewust van je eigen emoties? Kun je een situatie beschrijven waarin je dankzij dit bewustzijn tot een betere beslissing kwam?</p> <div style="display: flex; justify-content: space-around; align-items: center;"> <div style="text-align: center;">★ 1</div> <div style="text-align: center;">★ 2</div> <div style="text-align: center;">★ 3</div> <div style="text-align: center;">★ 4</div> <div style="text-align: center;">★ 5</div> </div> <div style="display: flex; justify-content: space-between;"> <div style="width: 30%;"> <p>Niet bewust van eigen emoties. Niet in staat beslissingen te verbeteren door middel van bewustzijn.</p> </div> <div style="width: 30%;"> <p>Enigszins in staat om eigen emoties waar te nemen en besluitvorming te beheersen.</p> </div> <div style="width: 30%;"> <p>Zeer bewust van eigen emoties. In staat beslissingen te verbeteren door middel van bewustzijn.</p> </div> </div>
<p>Emotional Self-Control Score: 98</p>  <p><i>Description:</i> Het vermogen om de wens te beheersen om toe te geven aan neigingen of impulsen, zich in te houden en gedrag te beheersen om gepaste en effectieve interacties met anderen mogelijk te maken.</p> <p><i>Interpretation:</i> The candidate's score in this area should contribute to enhanced overall job performance.</p> <p>Laat zien uitzonderlijk goed in staat te zijn om zichzelf en zijn of haar impulsen te beheersen, waardoor hij of zij zeer goed in staat is tot een evenwichtige aanpak bij het beheersen van risico's, kalm te blijven in stressvolle situaties en rustig om te gaan met anderen op het werk. Vermoedelijk zeer goed in staat prioriteiten te stellen en gefocust te blijven op langetermijndoelen, en om met anderen om te gaan op een manier die tot blijvende relaties leidt.</p>	<p>Ben je in staat je eigen acties te beheersen wanneer je emotioneel wordt? Kun je een voorbeeld geven van hoe zelfbeheersing heeft geholpen op het werk of op school?</p> <div style="display: flex; justify-content: space-around; align-items: center;"> <div style="text-align: center;">★ 1</div> <div style="text-align: center;">★ 2</div> <div style="text-align: center;">★ 3</div> <div style="text-align: center;">★ 4</div> <div style="text-align: center;">★ 5</div> </div> <div style="display: flex; justify-content: space-between;"> <div style="width: 30%;"> <p>Niet in staat zich te beheersen zodra emoties een rol gaan spelen.</p> </div> <div style="width: 30%;"> <p>Enigszins in staat om impulsen te weerstaan die ontstaan door emoties en van toepassing zijn op werksituaties.</p> </div> <div style="width: 30%;"> <p>In staat de eigen emoties waar te nemen en reacties te beheersen op het werk of in zakelijke situaties.</p> </div> </div>

Detail	Interview Guide
<p>Empathy Score: 69</p> <p><i>Description:</i> Het vermogen om de gevoelens van anderen waar te nemen en te begrijpen, sympathie te voelen voor anderen en zaken vanuit het oogpunt van anderen te bekijken.</p> <p><i>Interpretation:</i> The candidate's score in this area should contribute to enhanced overall job performance.</p> <p>Laat zien in staat te zijn om de emotionele behoeften van anderen aan te voelen, met de problemen van anderen mee te leven en zaken vanuit het oogpunt van anderen te bekijken. Kan vermoedelijk goed aan klanten of collega's laten zien hen te begrijpen en belangrijk te vinden, wat leidt tot verbeterde klantentrouw, sterkere werkrelaties en minder conflicten op de werkvloer.</p>	<p>Kun je je goed inleven in de gevoelens van anderen? Kun je een voorbeeld geven van hoe dit je heeft geholpen in een lastige situatie op het werk of op school?</p> <p style="text-align: center;"> ★ ★ ★ ★ ★ </p> <p style="text-align: center;"> 1 2 3 4 5 </p> <p>Niet in staat om andere mensen aan te voelen. Kan geen voorbeeld noemen.</p> <p>Enigszins in staat om andere mensen aan te voelen. Voorbeeld laat zien dat hij of zij zich enigszins kan inleven op het werk.</p> <p>In staat zich in te leven in anderen en ze aan te voelen. Voorbeeld laat zien dat hij of zij zich goed kan inleven op het werk.</p>

Writing Sample(s)

During the assessment, the candidate was asked to write one or more passages. The text they wrote is included in the table below for review.


Writing Sample - Question	Response
<p>Please write an essay describing the HR Avatar essay feature.</p>	<p>This is a sample essay. In a real test situation, the candidate or test taker would write an essay as a part of their assessment, in response to the question associated with this entry. All reports will share their writing as received. In some cases, our artificial intelligence engine will process their response to create a numerical score. Our system also checks for plagiarism, both among previously submitted essays, and the broader Internet. Additionally, spelling, grammar, and style checks are performed.</p> <p>Essay typically are from 150 to 600 words. They can be written in response to an explicit question, or they can be free-form responses to general questions.</p>

Identity Confirmation Photos

The following photos of the candidate and any identification were uploaded during the assessment session.

Photo Analysis Results


- Risk:	Medium risk of cheating based on image inconsistencies
- Percent match among processed faces	100%
- Total images processed	17
- Total images with valid faces	14 (82%)
- Total pairs of faces compared	13
- Pairs in which faces matched	13 (100%)




Pre/Post-Test Photo




ID Photo




In-Test Error Detected (No Face Detected)




In-Test Error Detected (No Face Detected)




In-Test Error Detected (No Face Detected)



In-Test Photo




In-Test Photo



In-Test Photo



In-Test Photo



Pre/Post-Test Photo

Minimum Qualification Guidelines - from O*Net

The following are suggestions from O*Net, the United States government's occupational information network, regarding prerequisites for this job type.

Item	
Educational Achievement	Bachelor's Degree
Job-Related Training	6 Months - 1 Year
Job-Related Experience	1 - 2 Years

Report Preparation Notes

- Hiring decisions should never be based on a single source of information. The most effective use of this assessment report is as a part of a multi-faceted program of candidate evaluation that includes resume review, interviews, and reference checks.
- Overall vs Percentiles Scores: The overall score reflects the success in the test, based on the mean (average) and standard deviation of the test scores. The percentile score reflects the percentage of test-takers who scored equal or below this overall score. We recommend you use the Overall Score as your primary evaluation criteria. However, percentile scores can often be useful in comparing specific candidates against one another and with a group, such as for test takers in a certain organization or within a certain account.
- Note that comparison information is calculated based on completed instances of this assessment at that time the assessment is scored. As additional instances are completed, the comparative data may change. You can always update a report to the current values by clicking on "Recalculate Percentiles" within the online results viewing pages at www.hravatar.com.
- Most competency scores are norm-based, which means that they can be interpreted in terms of their distance from the average or mean score. For all scales, a score equal to the mean receives a score of 65 and scores above and below this value are set so that a score change of 15 equals one standard deviation.
- For linear competencies, higher is better across the entire scale. For these scales a score between 65 and 80 (light green) represents 0 to 1 standard deviation above the mean and a score above 80 (dark green) represents more than one standard deviation above the mean. Similarly, a score of 50 - 65 (yellow) represents 0 to 1 standard deviation below the mean, while a score of 35 - 50 (orange) equates to 1 to 2 standard deviations below the mean, and a score below 35 represents more than 2 standard deviations below the mean.
- This assessment makes use of data from the Occupational Information Network (O*NET), which is funded by the U.S. Federal Government - U.S. Department of Labor/Employment and Training Administration (USDOL/ETA) - as a primary source of occupational information. The O*NET database contains information on hundreds of standardized and occupation-specific descriptors that are continually updated by ongoing research. These data are used in preparing descriptive information as well as setting relative weights between competencies used in calculating the overall score. For additional information about O*NET, visit <http://www.onetcenter.org>.
- O*Net Standard Occupational Code (SOC) Used: 15-1251.00
- O*Net Version: 26.3
- Sim ID: 2540-8, Key: 0-0, Rpt: 13, Prd: 1363, Created: 2024-05-30 00:13 UTC
- UA: Mozilla/5.0 (Windows NT 6.3; Trident/7.0; Touch; rv:11.0) like Gecko

Score Calculation Detail

The following table provides a summary of how the overall score was calculated from the individual competency scores. Competency scores are calculated on a 0-100 scale by first calculating a Z statistic based on test-taker responses and then transforming the Z value to a scale with target mean and standard deviation. Certain competencies have a normal score distribution where it is best to be closest to the mean. For these competencies we modify the Z statistic by multiplying its absolute value by minus 1 for the overall score calculation. Next, to calculate the overall score, a weighted average of all modified competency Z statistics is computed and this weighted average is itself transformed to a Z statistic, which is then transformed to a score with the same target mean and standard deviation. Finally outlier scores are adjusted if they are below 0 or above 100.

Competency	Score	How applied to overall	Score Value Used	Weight (%)
Adaptable	64.8245	Z-Statistic	-0.0117	3.3408
Analytical Thinking	93.4486	Z-Statistic	1.8966	19.9445
Corporate Citizenship	10.0000	Z-Statistic	-3.6667	3.6216
Needs Structure	86.0448	Z-Statistic	1.4030	3.5360
Competitive	92.6001	Z-Statistic	1.8400	3.7828
Emotional Self-Awareness	67.2423	Z-Statistic	0.1495	3.1676
Emotional Self-Control	98.4044	Z-Statistic	2.2270	3.1676
Expressive and Outgoing	83.8467	Z-Statistic	1.2564	2.2063
Exhibits a Positive Work Attitude	81.7938	Z-Statistic	1.1196	3.6778
Empathy	69.4799	Z-Statistic	0.2987	2.3062
Innovative and Creative	70.2140	Z-Statistic	0.3476	2.5783
Enjoys Problem-Solving	73.7106	Z-Statistic	0.5807	3.6824
Develops Relationships	82.8392	Z-Statistic	1.1893	2.2210
Attention to Detail	93.2915	Z-Statistic	1.8861	18.9624
Writing	86.0382	Z-Statistic	1.4025	0.0631
Seeks Perfection	71.7293	Z-Statistic	0.4486	3.5360
History Survey - Tenure	90.8334	Z-Statistic	1.7222	10.1028
History Survey - Performance	68.6392	Z-Statistic	0.2426	10.1028

Weighted Average of Competency Z-Scores:	1.1450
Mean applied to Raw Weighted Avg:	0.0000
Standard Deviation applied to Raw Weighted Avg:	1.0000
Normalized Raw Score:	1.1450
Mean:	65.0000
Standard Deviation Used:	15.0000
Final Overall Score:	82.1752

Notes

(This area is intentionally blank - it's reserved as space for your notes.)