

Test Results and Interview Guide

Candidate: **Richard Wantsajob**
Assessment: Career Scout (Level 3)
Completed: May 17, 2025
Prepared for: Sara Maple
Example Company

What's Included

- Overall Score
- Competency Summary Table
- Comparison Matrix
- Detailed Competency Results with Interview Guide

Important Note: The Career Scout (Level 3) assessment measures key factors related to high performance and tenure in this job. Attribute types measured vary by test, but can include cognitive ability, skills, knowledge, personality characteristics, emotional intelligence, and past behavioral history. This report includes a one page summary, followed by detailed results with an embedded interview guide. Note that these results should always be used as a part of a balanced candidate selection process that includes independent evaluation steps, such as interviews and reference checks.

Overall

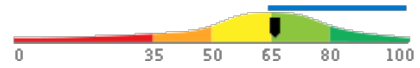
Candidate

Score

Interpretation

Richard Wantsajob

66



rich.wantsajob@gmail.com

Career Scout (Level 3)

May 17, 2025

Summary: Moderate to High Performance Potential

Potential Risk Areas

- Low corporate citizenship score could indicate potential for questionable behavior.

Key

- ▬ Candidate Score
- Higher Risk
- Lower Risk
- ▬ Custom Baseline (Optional)


Competency Summary

Competency	Score	Interpretation
Cognitive Abilities (relates to job performance, problem-solving, ability to learn, etc.)		
Analytical Thinking	75	
Attention to Detail	77	
Multitasking	96	
Skills/Knowledge (relates to immediate readiness)		
Writing	70	
Personality Characteristics (relates to fit with the job/team environment)		
Adaptable	78	
Competitive	63	
Corporate Citizenship	10	
Develops Relationships	93	
Enjoys Problem-Solving	75	
Exhibits a Positive Work Attitude	92	
Expressive and Outgoing	79	
Innovative and Creative	85	
Needs Structure	92	
Seeks Perfection	86	
Emotional Intelligence (relates to situational judgment, performance and teamwork)		
Emotional Self-Awareness	92	
Emotional Self-Control	83	
Empathy	66	
Behavioral History (relates to performance and turnover)		
History Survey - Performance	67	
History Survey - Tenure	89	

Importance to Job

Comparison

Percentile scores indicate how the candidate compares to other test-takers within various groups. The candidate scored equal to or better than the fraction of test-takers indicated by the percentile.



Assessment Overview

This assessment provides scores for a number of important factors and competencies that are related to success on the job. Scores are presented based on their potential impact on job performance.

Scores are presented individually on a scale of 0-100. In most cases, including the overall score, higher scores represent higher expected job performance. However, for some competencies, either extreme low or extreme high scores indicate a risk of lower performance. Refer to the interpretation section of each competency for additional information.

Individual competency scores are also combined into a single overall score. Please note that individual competencies are weighted differently, depending on their type, and on fine adjustments based on data from the US Government's Occupational Data Network (O*Net).

Each competency measured includes one or more suggested interview questions, in an easy-to-use format. These questions should be used for additional probing, especially when the score shows an area of relative weakness.

Some of the competencies measured evaluate preferences for doing (or not doing) specific activities. Scores for these competencies can be used to evaluate job-fit.

We wish to emphasize that the data contained in this report should be used as part of a comprehensive process for evaluating job candidates. Additional data should include in-person interviews, job tryouts, resume review, and background checks.

Detail

Candidate: **Richard Wantsajob**, rich.wantsajob@gmail.com
 Assessment: Career Scout (Level 3)
 Authorized: May 17, 2025, by Sara Maple, Example Company, qamailsaram.mike@hravatar.com
 Started: May 17, 2025, 7:59:21AM EDT
 Completed: May 17, 2025, 7:59:21AM EDT
 Overall Score: 66

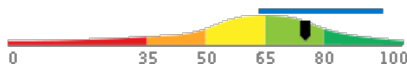
Cognitive Abilities Detail

This section contains a list of job-related cognitive abilities that have been evaluated in a job-like context using simulation technology. Studies have demonstrated that cognitive abilities are highly correlated with job performance for many jobs. Abilities also correlate with problem-solving and the ability to learn quickly.

Detail
Interview Guide

Analytical Thinking

Score: 75



Description:

This scale indicates the capacity to think in a thoughtful, discerning way, to solve problems, utilize resources, and analyze data. Individuals who demonstrate high amounts of analytical thinking are able to recognize patterns rapidly, navigate through problems, and resolve difficult problems systematically.

Interpretation:

Strong scores in this area correlate with above average performance for many jobs.

Usually able to think in a thoughtful, discerning way. Capable of solving difficult problems, planning many-featured tasks and projects, organizing multiple resources, and analyzing complex data with only occasional assistance. Usually able to quickly recall and use information when needed or appropriate.

Tell me about a complex problem, situation, or planning task you had to deal with. What were the challenges, and how did you overcome them?



1

Example lacks complexity. Data seeking is limited, analysis may be lacking, actions unclear, not relevant, or ineffective.



2

Example is moderately complex. Shows some analytical thinking and problem solving. Actions have mixed or limited effectiveness.



3



4

Example shows complexity. Thorough investigation of all areas that might affect the decision. Actions are clear, relevant, and effective.

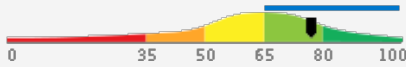


5

Detail Interview Guide

Attention to Detail

Score: 77



Description:

This scale represents thoroughness, accuracy, and being concerned for all areas involved no matter how insignificant. Individuals who demonstrate high Attention to Detail produce work products that are consistently accurate and require little checking. They rarely forget schedule commitments or overlook even the smallest details.

Interpretation:

Strong scores in this area correlate with above average performance for many jobs.

Usually able to achieve a high degree of thoroughness and accuracy in a work task. Concerned for most areas involved. Requires only occasional oversight and checking.

Give me an example of a time you discovered an error that had been overlooked by either you or someone you were working with. What did you do? What was the outcome?



1

Unclear or careless example. Can't describe what was overlooked. No action.



2

Moderately clear example. Some concern for details. Direct but passive action.



3



4

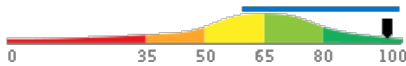
Very detailed. Concern for all relevant components. Clear, proactive actions.



5

Multitasking

Score: 96



Description:

The ability to rapidly shift focus mentally from one task or issue to another while maintaining quality and attention to detail.

Interpretation:

High scores in this area correlate with superior performance for many jobs.

Exhibits a high capacity to change between areas of mental focus without sacrificing responsiveness, quality and attention to detail.

Tell me about a time when you had a large number of things going on at the same time, and you needed to quickly shift your attention between them.



1

Unable to shift focus effectively. Became frustrated or had to slow down.



2

Some ability to juggle between activities.



3



4

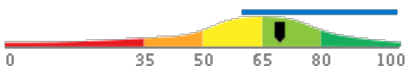





Managed multiple independent activities effectively



5

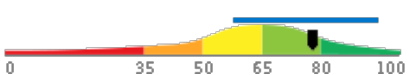





Knowledge and Skills Detail

This section contains a list of job-related knowledge areas and skills that have been evaluated. Low scores in these areas often indicate that additional learning may be required before top performance can be achieved.

Detail	Interview Guide
<p>Writing Score: 70</p>  <p><i>Description:</i> The ability to concisely and succinctly convey ideas and information via written text.</p> <p><i>Interpretation:</i> Above-average writing skills can positively impact performance in many jobs.</p> <p>Above average. Conveys ideas in a concise and succinct format. See writing sample section of report for raw essay(s) submitted.</p> <ul style="list-style-type: none"> Raw computed score: 80 Computed score confidence: 75 Approximate Word Count: 247 <p>Please see below to view the essay submitted.</p>	<p>Are you comfortable when you need to express yourself through writing? Do you feel confident you can get the right message across?</p> <div style="display: flex; justify-content: space-around; align-items: center;"> <div style="text-align: center;">  1 Not confident in own writing ability. Prefers speaking. </div> <div style="text-align: center;">  2 Somewhat confident in own writing ability. Writes frequently. </div> <div style="text-align: center;">  3 Very confident in ability to write. Has received compliments on clarity of written correspondences. </div> <div style="text-align: center;">  4 </div> <div style="text-align: center;">  5 </div> </div>

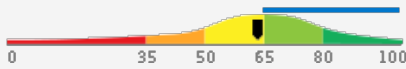
Personality Characteristics Detail

This section contains a list of personality characteristics that are frequently associated with job performance. Remember, these are not skills and do not indicate the ability to do a job. Rather, they can be used to evaluate the candidate's fit with the general needs of the job and the organizational culture. Sample interview questions are provided to gather more information.

Detail	Interview Guide
<p>Adaptable Score: 78</p>  <p><i>Description:</i> This scale reflects how accepting a person is of frequent or substantial changes in his or her job requirements. Changing work requirements usually cause stress and put pressure on an individual to adapt. High scorers usually thrive under changing work conditions, while low scorers may burn out or become paralyzed. In more stable job circumstances, high scorers may become bored, while low scorers would remain satisfied.</p> <p><i>Interpretation:</i> The candidate's score in this area should contribute to enhanced overall job performance.</p> <p>Prefers a dynamic work environment. Able to remain focused and positive in times of significant workplace change. Fairly easy-going and relaxed.</p>	<p>Describe a time at work or school when things were changing so fast it was hard to stay focused. How did you adjust to it?</p> <div style="display: flex; justify-content: space-around; align-items: center;"> <div style="text-align: center;">  1 Enjoyed the chaos of fast change. Became disinterested or negative and waited for things to calm down. </div> <div style="text-align: center;">  2 Did best but felt paralyzed and unable to work effectively. </div> <div style="text-align: center;">  3 Experienced higher anxiety but tried to deal with changes in a positive way. Stayed focused. </div> <div style="text-align: center;">  4 </div> <div style="text-align: center;">  5 </div> </div>

Detail
Interview Guide
Competitive

Score: 63


Description:

This scale indicates the degree to which an individual is driven by a desire to impress their leaders and exceed their peers. Being competitive can either be damaging or useful, depending on the job. Competitive people spend much of their time thinking about themselves and the impact decisions may have on them, and their actions are often guided by these thoughts, which can either provide the drive needed to achieve a goal, or can damage the ability of a team to work together. In general, high scorers perform well in sales and related jobs.

Interpretation:

The candidate's score in this area indicates neither a positive nor a negative impact on performance.

Motivated by somewhat challenging goals, financial rewards, and/or recognition, but may not be motivated by stretch goals or other highly challenging goals. Willing to work moderately hard to succeed. Somewhat interested in personal achievement.

Describe a time when you had to place accomplishing your objectives above supporting your team. Why do you think it was justified?



1

Justified for selfish or personal reasons. Shows little remorse for failing to support team.



2

Shows remorse and feels action was a mistake.



3



4

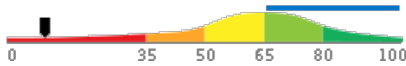
Clearly justified or was forced to do so by superiors. Strongly regrets and wishes could change.



5

Corporate Citizenship

Score: 10


Description:

This scale indicates the degree to which an individual's behavior embraces the spirit of an organization's mission, objectives, and strategy. High scorers project an attitude characterized by cooperation, trust, and openness. Low scorers often question the motives behind decisions. They may withhold information, display hostility, be defensive, or do just enough to get by.

Interpretation:

The candidate's score in this area indicates risk of a negative impact on performance for some jobs. Additional probing is strongly recommended.

Distrusts the organization and management. Frequently assumes new ideas or changes will have a negative individual impact. Can be defensive regarding his or her own work, or show hostility towards management or company policies.

How do you feel about being part of an organization? Do you think most organizations have their employees' best interests at heart or do you have to always watch out for yourself?



1

Distrusts organizational motives. Feels the need to look out for self.



2

Supports organization but is wary of being taken advantage of.



3



4

Embraces organizational membership. Believes in organizational mission.

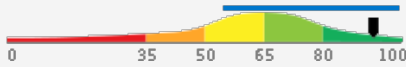


5

Detail Interview Guide

Develops Relationships

Score: 93



Description:

This scale indicates a person's desire to cultivate relationships. High scorers seek opportunities to meet new people and get to know them well enough to form a lasting relationship. Low scorers tend to minimize interacting with people they don't know. Individuals with exceptionally high scores may be distracted by interpersonal problems, while those with exceptionally low scores may be seen as insensitive. When jobs require cooperation among team members, it may be best to select people who do not fall into either extreme.

Interpretation:

The candidate's score in this area should contribute to enhanced overall job performance.

Actively cultivates and maintains relationships. Able to quickly establish rapport with new acquaintances and accurately sense others' feelings. Maintains a broad social network and uses it to achieve work objectives.

Can you describe a time when you had to choose between getting the job done or preserving a relationship with a friend or co-worker?



1

Places relationship above the work objectives in all or most cases.



2

Sometimes struggles between work and relationships, but usually balances well.



3



4

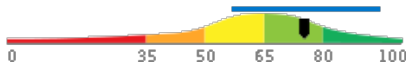
Focuses on getting the job done but makes an effort not to hurt relationships.



5

Enjoys Problem-Solving

Score: 75



Description:

This scales represents a person's willingness to deal with complicated problems on a frequent or recurring basis. People with high scores prefer jobs that require mental challenge. Individuals with low scores may be intimidated when faced with complex or even simple issues on a regular basis. When jobs are routine or repetitive, people with low scores are usually a better fit.

Interpretation:

The candidate's score in this area should contribute to enhanced overall job performance.

Usually willing to analyze and formulate solutions to complex problems. Fairly confident in own ability to develop effective solutions. Sees frequent problem-solving as a core part of his or her job description, though may require prompting to take on a particularly difficult issue.

Describe some of the biggest on-the-job problems you have faced. How did you overcome them? How did you know they were solved?



1

Problems poorly described and actions taken unclear.



2

Moderately complex problems. Simple or obvious actions taken.



3



4

Described one or more complex problems. Actions taken are clear and relevant.

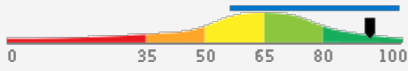


5

Detail Interview Guide

Exhibits a Positive Work Attitude

Score: 92



Description:

For some people, work is a second-place activity. That is, given a decision to take either personal time or go to work, low scorers will choose time off. Low job priority could indicate a 9 to 5 mentality. Sample item: It is OK to take long lunches and breaks if you are underpaid.

Interpretation:

The candidate's score in this area should contribute to enhanced overall job performance.

Expects to receive both financial and personal rewards in exchange for applying his or her best energies to the job. Enjoys working. Trusts the organization to help career.

How do you feel having a regular job and going to work? Is it something you enjoy? Why or why not?



1

Views work as a means of income only. Does not enjoy. Does not care about professional reputation.



2

Likes work but doesn't truly enjoy it. Balances priority and energy with other obligations.



3



4

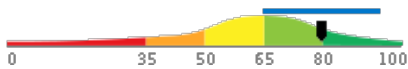
Considers work a key priority in life. Enjoys working and always applies best energy. Takes pride in work reputation.



5

Expressive and Outgoing

Score: 79



Description:

There are many jobs that require outgoing personalities, such as selling, management, public relations, or jobs that require positive public contact. People who score high on expressiveness label themselves as outgoing and have many social contacts. Low scores indicate the person may not have the interest or willingness to assert themselves in social settings. Sample item: It is easy for me to start a conversation with a stranger.

Interpretation:

The candidate's score in this area should contribute to enhanced overall job performance.

Likes to speak up in group meetings to insert or advocate new ideas. Enjoys asserting his or her own ideas among others.

Can you describe a time when you worried you were being too forthright or outspoken during a discussion among your friends or co-workers?



1

Frequently worries because always seems to be the most active.



2

Occasionally worries but not very often.



3



4

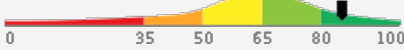
Rarely worries because knows when to back off beforehand.



5

Detail
Interview Guide
Innovative and Creative

Score: 85


Description:

This scale indicates the degree to which the person considers themselves capable of formulating original approaches to problems and other work challenges. Individuals who score high on this scale are comfortable with jobs that require them to analyze situations and/or data, and use their imagination to identify alternative approaches to evaluate each to select the most effective solution. Lower scoring individuals prefer to follow a more cookie-cutter or pre-defined approach to dealing with a specific problem. When organizations expect their people to continually generate new and better ways of producing work, it is a good idea to hire people who share this interest.

Interpretation:

The candidate's score in this area should contribute to enhanced overall job performance.

Sees him or herself as creative and capable of generating novel or original solutions to issues or problems. Open to free-form discussion of different ideas.

What is the most creative solution you have ever come up with? What were the circumstances, and why do you think it was creative?



1

Idea does not demonstrate creativity or is not related to the problem. No problem described.



2

Moderately creative idea or only partially related to problem.



3



4

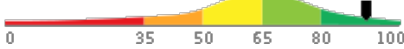
Both problem and use of creativity well described and related to one another.



5

Needs Structure

Score: 92


Description:

This scale indicates the degree to which a person prefers to work within an ordered environment, with well-defined tasks, activities, rules, processes and expectations. There are many jobs that require methodical administration and follow-through. For example, traditional middle management positions require maintenance and oversight of systems, as do administrative processing and book-keeping.

Interpretation:

The candidate's score in this area should contribute to enhanced overall job performance.

Follows rules closely and consistently. Makes decisions carefully and thoughtfully. Follows through on commitments. Able to create and/or follow detailed plans.

Have you ever had to work in a job that had little or no structure or where no one told you what to do? What did or didn't you like about it?



1

Large mismatch between comfort with structure and structure level of intended job.



2

Some mismatch between comfort with structure and structure level of intended job.



3



4

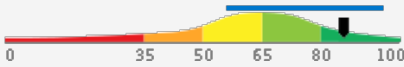
Comfort with structure matches the structure level of the intended job.



5

Detail Interview Guide
Seeks Perfection

Score: 86


Description:

A small amount of perfectionism goes a long way. People with high perfection scores may never be satisfied enough with the final product causing unnecessary delays and reductions in output. People with too little perfectionism may be sloppy and unconcerned with quality. Sample item: I insist on taking time to perfect a project.

Interpretation:

The candidate's score in this area should contribute to enhanced overall job performance.

Highly intent on achieving perfection in work products and commitments. Willing to do whatever it takes to achieve the desired standard of excellence. Takes pride in having a reputation for quality.

Can you describe a time when you were trying to finish a project or task but your boss made you stop before you felt it was ready?



1

Frequently cut short by boss because standards are too high.



2

Sometimes cut short but not often.



3



4

Rarely cut off because has a good sense of what is good enough.



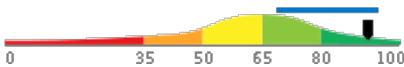
5

Emotional Intelligence Detail

This section contains a list of emotional intelligence characteristics that indicate how tuned in a candidate is to his or her own emotions, and those of others, as well as the candidate's ability to control his or her behavior in light of the emotions he or she is experiencing. These traits can often impact performance in groups or teams. Sample interview questions are provided to gather more information.

Detail Interview Guide
Emotional Self-Awareness

Score: 92


Description:

The ability to pay attention to, monitor, and understand how and why one reacts a particular way in different situations, and to know how to conduct oneself appropriately and effectively in social situations.

Interpretation:

The candidate's score in this area should contribute to enhanced overall job performance.

Demonstrates exceptional strengths in maintaining awareness of his or her emotional reactions and behaviors and the potential impact of those behaviors on others, and an extremely high level of knowledge of what behaviors are appropriate for different situations. Likely to be very effective at identifying how his or her feelings may affect his or her behaviors and ensuring those behaviors stay focused and conform to social norms, enabling extremely appropriate, measured interactions with customers and coworkers.

How aware are you of your own emotions? Can you describe a time when your awareness helped you make a better decision?



1

Not in tune with own emotions. Unable to improve decisions through awareness.



2

Some ability to sense own emotions and control decision-making.



3



4

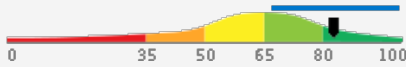
Very in tune with own emotions. Able to improve decisions through awareness.



5

Detail
Interview Guide
Emotional Self-Control

Score: 83


Description:

The ability to manage the desire to satisfy urges or impulses, showing restraint and managing behaviors to ensure appropriate and effective interactions with others.

Interpretation:

The candidate's score in this area should contribute to enhanced overall job performance.

Demonstrates exceptional strengths in self control and impulse control, enabling very strong ability to employ a balanced approach to managing risk, maintain composure during stressful times, and calmly relate to others at work. Likely to be very effective at prioritizing and staying focused on long-term goals, and to interact with others in a way that helps build lasting relationships.

Are you able to control your own actions when you become emotional? Can you give me an example of how using self-control helped at work or school?



1

Unable to control self when emotions kick in.



2

Some ability to resist impulses caused by emotions and apply to work situations.



3



4

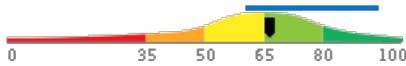
Able to detect own emotions and control reactions in work or business situations.



5

Empathy

Score: 66


Description:

The ability to sense and understand other people's feelings, feel sympathy for others, and see things from other people's point of view.

Interpretation:

The candidate's score in this area should contribute to enhanced overall job performance.

Demonstrates strengths in sensing the emotional needs of others, sympathizing with other people's problems, and seeing things from other people's point of view. Likely to be effective at demonstrating to customers or coworkers that they understand and care about them, resulting in improved customer loyalty, stronger work relationships, and reduced levels of conflict in the workplace.

Are you good at relating to the feelings of others? Can you give me an example of how this helped you navigate a difficult situation at work or at school?



1

Not able to sense how others feel. Unable to provide example.



2

Some ability to sense how others feel. Example shows some ability to use senses at work.



3



4

Able to relate to others and sense how they feel. Example shows can easily apply senses at work.



5

Behavioral History Detail

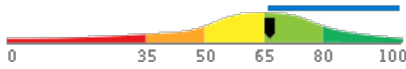
This section evaluates answers the candidate gave concerning his or her work-related history. Studies often show that a candidate's past behavior often indicates his or her future behavior. Potential caution areas (if any) are specified in each detail section.

Detail

Interview Guide

History Survey - Performance

Score: 67



Description:

Evaluates elements of the candidate's past work and education history to identify indications of high or low performance potential.

Interpretation:

The candidate's score indicates past behaviors that contribute to above average job performance.

Exhibits past behaviors and achievements that are likely to result in above average job performance.

The following potential performance risk areas were identified:

- Below average productivity history
 - Below average performance reviews
- Further probing is recommended for each of these items.

How does your work compare with your peers? Do you produce more or less? How do you know?

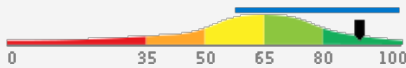


What kind of feedback have you received about your performance from your managers and your peers?



History Survey - Tenure

Score: 89



Description:

Evaluates a candidate's past employment history and related factors for indications of potentially low job tenure.

Interpretation:

The candidate's score indicates past behaviors that contribute to high job performance.

Exhibits behaviors likely to result in longer than average job tenure.

The following potential performance risk areas were identified:

- Frequent job changes
 - Potential long commute
- Further probing is recommended for each of these items.

Review your last few jobs with me, explaining why you left the old job and what attracted you to the new one.



What is the longest distance you have had to commute to work? What did you do during the commute? How long did you keep that job?



Writing Sample(s)

During the assessment, the candidate was asked to write one or more passages. The text they wrote is included in the table below for review.


Writing Sample - Question	Response
Please write an essay describing the keys to creative writing.	<p>This is a sample essay. In a real test situation, the candidate or test taker would write an essay as a part of their assessment, in response to the question associated with this entry. All reports will share their writing as received. In some cases, our artificial intelligence engine will process their response to create a numerical score. Our system also checks for plagiarism, both among previously submitted essays, and the broader Internet. Additionally, spelling, grammar, and style checks are performed.</p> <p>Essay typically are from 150 to 600 words. They can be written in response to an explicit question, or they can be free-form responses to general questions.</p>

Identity Confirmation Photos

The following photos of the candidate and any identification were uploaded during the assessment session.

Photo Analysis Results

- Risk:	Medium risk of cheating based on image inconsistencies
- Percent match among processed faces	100%
- Total images processed	17
- Total images with valid faces	14 (82%)
- Total pairs of faces compared	13
- Pairs in which faces matched	13 (100%)




Pre/Post-Test Photo




ID Photo



In-Test Error Detected (No Face Detected)




In-Test Error Detected (No Face Detected)



In-Test Error Detected (No Face Detected)




In-Test Photo




In-Test Photo



In-Test Photo



In-Test Photo



Pre/Post-Test Photo

Minimum Qualification Guidelines - from O*Net

The following are suggestions from O*Net, the United States government's occupational information network, regarding prerequisites for this job type.

Item

Educational Achievement	Bachelor's Degree
Job-Related Experience	Not set

Report Preparation Notes

- Hiring decisions should never be based on a single source of information. The most effective use of this assessment report is as a part of a multi-faceted program of candidate evaluation that includes resume review, interviews, and reference checks.
- Overall vs Percentiles Scores: The overall score reflects the success in the test, based on the mean (average) and standard deviation of the test scores. The percentile score reflects the percentage of test-takers who scored equal or below this overall score. We recommend you use the Overall Score as your primary evaluation criteria. However, percentile scores can often be useful in comparing specific candidates against one another and with a group, such as for test takers in a certain organization or within a certain account.
- Note that comparison information is calculated based on completed instances of this assessment at that time the assessment is scored. As additional instances are completed, the comparative data may change. You can always update a report to the current values by clicking on 'Recalculate Percentiles' within the online results viewing pages at www.hravatar.com.
- Most competency scores are norm-based, which means that they can be interpreted in terms of their distance from the average or mean score. For all scales, a score equal to the mean receives a score of 65 and scores above and below this value are set so that a score change of 15 equals one standard deviation.
- For linear competencies, higher is better across the entire scale. For these scales a score between 65 and 80 (light green) represents 0 to 1 standard deviation above the mean and a score above 80 (dark green) represents more than one standard deviation above the mean. Similarly, a score of 50 - 65 (yellow) represents 0 to 1 standard deviation below the mean, while a score of 35 - 50 (orange) equates to 1 to 2 standard deviations below the mean, and a score below 35 represents more than 2 standard deviations below the mean.
- This assessment makes use of data from the Occupational Information Network (O*NET), which is funded by the U.S. Federal Government - U.S. Department of Labor/Employment and Training Administration (USDOL/ETA) - as a primary source of occupational information. The O*NET database contains information on hundreds of standardized and occupation-specific descriptors that are continually updated by ongoing research. These data are used in preparing descriptive information as well as setting relative weights between competencies used in calculating the overall score. For additional information about O*NET, visit <http://www.onetcenter.org>.
- O*Net Standard Occupational Code (SOC) Used: 13-1161.00
- O*Net Version: 21.2
- Sim ID: 2963-6, Key: 0-0, Rpt: 13, Prd: 1464, Created: 2025-05-17 11:59 UTC
- UA: Mozilla/5.0 (Windows NT 6.3; Trident/7.0; Touch; rv:11.0) like Gecko

Score Calculation Detail

The following table provides a summary of how the overall score was calculated from the individual competency scores. Competency scores are calculated on a 0-100 scale by first calculating a Z statistic based on test-taker responses and then transforming the Z value to a scale with target mean and standard deviation. Certain competencies have a normal score distribution where it is best to be closest to the mean. For these competencies we modify the Z statistic by multiplying its absolute value by minus 1 for the overall score calculation. Next, to calculate the overall score, a weighted average of all modified competency Z statistics is computed and this weighted average is itself transformed to a Z statistic, which is then transformed to a score with the same target mean and standard deviation. Finally outlier scores are adjusted if they are below 0 or above 100.

Competency	Score	How applied to overall	Score Value Used	Weight (%)
Adaptable	78.1312	Modified Z-Statistic	-0.8754	3.0319
Analytical Thinking	75.7929	Z-Statistic	0.7195	10.9908
Attention to Detail	77.4818	Z-Statistic	0.8321	10.7201
Competitive	63.8099	Z-Statistic	-0.0793	3.0319
Corporate Citizenship	10.0000	Z-Statistic	-3.6667	3.0319
Develops Relationships	93.2379	Modified Z-Statistic	-1.8825	1.7867
Emotional Self-Awareness	92.1232	Z-Statistic	1.8082	2.8695
Emotional Self-Control	83.0253	Z-Statistic	1.2017	2.8695
Empathy	66.8976	Z-Statistic	0.1265	2.8695
Enjoys Problem-Solving	75.8013	Z-Statistic	0.7201	2.4905
Exhibits a Positive Work Attitude	92.1646	Z-Statistic	1.8110	3.0319
Expressive and Outgoing	79.9807	Modified Z-Statistic	-0.9987	2.2198
History Survey - Performance	67.0829	Modified Z-Statistic	-0.1389	8.6627
History Survey - Tenure	89.4892	Modified Z-Statistic	-1.6326	8.6627
Innovative and Creative	85.5754	Modified Z-Statistic	-1.3717	2.3822
Multitasking	96.5556	Z-Statistic	2.1037	9.0417
Needs Structure	92.0837	Modified Z-Statistic	-1.8056	3.0319
Seeks Perfection	86.0469	Modified Z-Statistic	-1.4031	3.0319
Writing	70.0056	Z-Statistic	0.3337	16.2426
Weighted Average of Competency Z-Scores:				0.0962
Mean applied to Raw Weighted Avg:				0.0000
Standard Deviation applied to Raw Weighted Avg:				1.0000
Normalized Raw Score:				0.0962
Mean:				65.0000
Standard Deviation Used:				15.0000
Final Overall Score:				66.4429

Notes

(This area is intentionally blank - it's reserved as space for your notes.)