

Candidate: **Betty Penske**
Assessment: Attendant - Amusement / Recreation (Spanish)
Completed: June 19, 2021
Prepared for: Susan Bookman



Test Results and Interview Guide

The Attendant - Amusement / Recreation (Spanish) assessment measures key factors related to high performance and tenure in this job. Attribute types measured include cognitive ability, skills, knowledge, personality characteristics, emotional intelligence, and past behavioral history. This report includes a one page summary, followed by detailed results with an embedded interview guide. Note that these results should always be used as a part of a balanced candidate selection process that includes independent evaluation steps, such as interviews and reference checks.

Overall

Candidate	Score	Interpretation
Betty Penske bettypenske@yourcompany.org Attendant - Amusement / Recreation (Spanish) June 19, 2021 Summary: Moderate to High Performance Potential Potential Risk Areas <ul style="list-style-type: none"> Low corporate citizenship score could indicate potential for questionable behavior. 	79	

Key

- ▼ Candidate Score
- Higher Risk
- Lower Risk
- Custom Baseline (Optional)

Competency Summary

Competency	Score	Interpretation
Cognitive Abilities (relates to job performance, problem-solving, ability to learn, etc.)		
Attention to Detail	80	
Analytical Thinking	93	
Personality Characteristics (relates to fit with the job/team environment)		
Adaptable	96	
Seeks Perfection	76	
Corporate Citizenship	10	
Competitive	98	
Develops Relationships	71	
Enjoys Problem-Solving	76	
Exhibits a Positive Work Attitude	96	
Needs Structure	80	
Behavioral History (relates to performance and turnover)		
History Survey - Performance	64	
History Survey - Tenure	86	

Importance to Job ↑

Comparison

Percentile scores indicate how the candidate compares to other test-takers within various groups. The candidate scored equal to or better than the fraction of test-takers indicated by the percentile.

Test-Taker Group	Percentile	0	10	20	30	40	50	60	70	80	90	100	
Global	79th												
United States	65th												
HR Avatar Data	72nd												

Assessment Overview

This assessment provides scores for a number of important factors and competencies that are related to success on the job. Scores are presented based on their potential impact on job performance.

Scores are presented individually on a scale of 0-100. In most cases, including the overall score, higher scores represent higher expected job performance. However, for some competencies, either extreme low or extreme high scores indicate a risk of lower performance. Refer to the interpretation section of each competency for additional information.

Individual competency scores are also combined into a single overall score. Please note that individual competencies are weighted differently, depending on their type, and on fine adjustments based on data from the US Government's Occupational Data Network (O*Net).

Each competency measured includes one or more suggested interview questions, in an easy-to-use format. These questions should be used for additional probing, especially when the score shows an area of relative weakness.

Some of the competencies measured evaluate preferences for doing (or not doing) specific activities. Scores for these competencies can be used to evaluate job-fit.

We wish to emphasize that the data contained in this report should be used as part of a comprehensive process for evaluating job candidates. Additional data should include in-person interviews, job tryouts, resume review, and background checks.







Detail

Candidate: **Betty Penske**, bettypenske@yourcompany.org
 Assessment: Attendant - Amusement / Recreation (Spanish)
 Authorized: June 19, 2021, by Susan Bookman, HR Avatar Data Collection Account, sue.bookman@richardson.biz
 Started: June 19, 2021 at 9:55:33 AM EST
 Completed: June 19, 2021 at 9:55:33 AM EST
 Overall Score: 79

Cognitive Abilities Detail







This section contains a list of job-related cognitive abilities that have been evaluated in a job-like context using HR Avatar's simulation technology. Studies have demonstrated that cognitive abilities are highly correlated with job performance for many jobs. Abilities also correlate with problem-solving and the ability to learn quickly.



Detail	Interview Guide
<p>Attention to Detail Score: 80</p> <p><i>Description:</i> This scale represents thoroughness, accuracy, and being concerned for all areas involved no matter how insignificant. Individuals who demonstrate high Attention to Detail produce work products that are consistently accurate and require little checking. They rarely forget schedule commitments or overlook even the smallest details.</p> <p><i>Interpretation:</i> High scores in this area correlate with superior performance for many jobs.</p> <p>Able to achieve a high degree of thoroughness and accuracy in a work task. Concerned for all areas involved. Work products require little or no review or checking to maintain consistency.</p>	<p>Give me an example of a time you discovered an error that had been overlooked by either you or someone you were working with. What did you do? What was the outcome?</p> <div style="display: flex; justify-content: space-around; align-items: center;"> <div style="text-align: center;"> 1 Unclear or careless example. Can't describe what was overlooked. No action. </div> <div style="text-align: center;"> 2 Moderately clear example. Some concern for details. Direct but passive action. </div> <div style="text-align: center;"> 3 Very detailed. Concern for all relevant components. Clear, proactive actions. </div> <div style="text-align: center;"> 4 </div> <div style="text-align: center;"> 5 </div> </div>



Detail	Interview Guide
<p>Analytical Thinking Score: 93</p>  <p><i>Description:</i> This scale indicates the capacity to think in a thoughtful, discerning way, to solve problems, utilize resources, and analyze data. Individuals who demonstrate high amounts of analytical thinking are able to recognize patterns rapidly, navigate through problems, and resolve difficult problems systematically.</p> <p><i>Interpretation:</i> High scores in this area correlate with superior performance for many jobs.</p> <p>Able to think in a thoughtful, discerning way. Can often solve difficult problems, plan many-featured tasks and projects, organize multiple resources, and analyze complex data. Able to quickly recall and use information when needed or appropriate.</p>	<p>Tell me about a complex problem, situation, or planning task you had to deal with. What were the challenges, and how did you overcome them?</p> <div style="display: flex; justify-content: space-around; align-items: center;"> <div style="text-align: center;">  1 Example lacks complexity. Data seeking is limited, analysis may be lacking, actions unclear, not relevant, or ineffective. </div> <div style="text-align: center;">  2 Example is moderately complex. Shows some analytical thinking and problem solving. Actions have mixed or limited effectiveness. </div> <div style="text-align: center;">  3 Example shows complexity. Thorough investigation of all areas that might affect the decision. Actions are clear, relevant, and effective. </div> <div style="text-align: center;">  4 </div> <div style="text-align: center;">  5 </div> </div>



















Personality Characteristics Detail

This section contains a list of personality characteristics that are frequently associated with job performance. Remember, these are not skills and do not indicate the ability to do a job. Rather, they can be used to evaluate the candidate's fit with the general needs of the job and the organizational culture. Sample interview questions are provided to gather more information.

Detail	Interview Guide
<p>Adaptable Score: 96</p>  <p><i>Description:</i> This scale reflects how accepting a person is of frequent or substantial changes in his or her job requirements. Changing work requirements usually cause stress and put pressure on an individual to adapt. High scorers usually thrive under changing work conditions, while low scorers may burn out or become paralyzed.</p> <p><i>Interpretation:</i> The candidate's score in this area should contribute to enhanced overall job performance.</p> <p>Thrives on change. Sees self as very flexible and easy-going. Able to roll with the punches during periods of unexpected organizational change.</p>	<p>Describe a time at work or school when things were changing so fast it was hard to stay focused. How did you adjust to it?</p> <div style="display: flex; justify-content: space-around; align-items: center;"> <div style="text-align: center;">  1 Enjoyed the chaos of fast change. Became disinterested or negative and waited for things to calm down. </div> <div style="text-align: center;">  2 Did best but felt paralyzed and unable to work effectively. </div> <div style="text-align: center;">  3 Experienced higher anxiety but tried to deal with changes in a positive way. Stayed focused. </div> <div style="text-align: center;">  4 </div> <div style="text-align: center;">  5 </div> </div>



Detail	Interview Guide
<p>Seeks Perfection Score: 76</p>  <p><i>Description:</i> This scale indicates a person's desire for accuracy. People with high perfection scores are committed to meeting or exceeding standards for quality and take pride in the accuracy of their work. People with too little perfectionism may be sloppy and unconcerned with quality.</p> <p><i>Interpretation:</i> The candidate's score in this area should contribute to enhanced overall job performance.</p> <p>Seeks the highest possible quality in almost every task. Willing to put in extra effort or resources to ensure a task is done correctly. Takes pride in producing work that is virtually perfect every time.</p>	<p>Can you describe a time when you were trying to finish a project or task but your boss made you stop before you felt it was ready?</p> <div style="display: flex; justify-content: space-around; align-items: center;"> <div style="text-align: center;">★ 1 Frequently cut short by boss because standards are too high.</div> <div style="text-align: center;">★ 2 Sometimes cut short but not often.</div> <div style="text-align: center;">★ 3</div> <div style="text-align: center;">★ 4</div> <div style="text-align: center;">★ 5 Rarely cut off because has a good sense of what is good enough.</div> </div>
<p>Corporate Citizenship Score: 10</p>  <p><i>Description:</i> This scale indicates the degree to which an individual's behavior embraces the spirit of an organization's mission, objectives, and strategy. High scorers project an attitude characterized by cooperation, trust, and openness. Low scorers often question the motives behind decisions. They may withhold information, display hostility, be defensive, or do just enough to get by.</p> <p><i>Interpretation:</i> The candidate's score in this area indicates risk of a negative impact on performance for some jobs. Additional probing is strongly recommended.</p> <p>Distrusts the organization and management. Frequently assumes new ideas or changes will have a negative individual impact. Can be defensive regarding his or her own work, or show hostility towards management or company policies.</p>	<p>How do you feel about being part of an organization? Do you think most organizations have their employees' best interests at heart or do you have to always watch out for yourself?</p> <div style="display: flex; justify-content: space-around; align-items: center;"> <div style="text-align: center;">★ 1 Distrusts organizational motives. Feels the need to look out for self.</div> <div style="text-align: center;">★ 2</div> <div style="text-align: center;">★ 3 Supports organization but is wary of being taken advantage of.</div> <div style="text-align: center;">★ 4</div> <div style="text-align: center;">★ 5 Embraces organizational membership. Believes in organizational mission.</div> </div>

Detail	Interview Guide
<p>Competitive Score: 98</p>  <p><i>Description:</i> This scale indicates the degree to which an individual is driven by a desire to impress their leaders and exceed their peers. Being competitive can either be damaging or useful, depending on the job. Competitive people spend much of their time thinking about themselves and the impact decisions may have on them, and their actions are often guided by these thoughts, which can either provide the drive needed to achieve a goal, or can damage the ability of a team to work together. In general, high scorers perform well in sales and related jobs.</p> <p><i>Interpretation:</i> The candidate's score in this area should contribute to enhanced overall job performance.</p> <p>Highly motivated by challenging goals, financial rewards, and/or recognition, and willing to work very hard to succeed. Very focused on personal achievement.</p>	<p>Describe a time when you had to place accomplishing your objectives above supporting your team. Why do you think it was justified?</p> <div style="display: flex; justify-content: space-around; align-items: flex-start;"> <div style="text-align: center;"> <p>★ 1</p> <p>Justified for selfish or personal reasons. Shows little remorse for failing to support team.</p> </div> <div style="text-align: center;"> <p>★ 2</p> <p>Shows remorse and feels action was a mistake.</p> </div> <div style="text-align: center;"> <p>★ 3</p> <p>Clearly justified or was forced to do so by superiors. Strongly regrets and wishes could change.</p> </div> <div style="text-align: center;"> <p>★ 4</p> </div> <div style="text-align: center;"> <p>★ 5</p> </div> </div>
<p>Develops Relationships Score: 71</p>  <p><i>Description:</i> This scale indicates a person's desire to cultivate relationships. High scorers seek opportunities to meet new people and get to know them well enough to form a lasting relationship. Low scorers tend to minimize interacting with people they don't know.</p> <p><i>Interpretation:</i> The candidate's score in this area should contribute to enhanced overall job performance.</p> <p>Actively cultivates relationships. Comfortable meeting new people and sensitive to how others feel. Maintains a broad social network, and uses it to achieve work objectives.</p>	<p>Can you describe a time when you had to choose between getting the job done or preserving a relationship with a friend or co-worker?</p> <div style="display: flex; justify-content: space-around; align-items: flex-start;"> <div style="text-align: center;"> <p>★ 1</p> <p>Places relationship above the work objectives in all or most cases.</p> </div> <div style="text-align: center;"> <p>★ 2</p> <p>Sometimes struggles between work and relationships, but usually balances well.</p> </div> <div style="text-align: center;"> <p>★ 3</p> <p>Focuses on getting the job done but makes an effort not to hurt relationships.</p> </div> <div style="text-align: center;"> <p>★ 4</p> </div> <div style="text-align: center;"> <p>★ 5</p> </div> </div>

Detail	Interview Guide
<p>Enjoys Problem-Solving Score: 76</p>  <p><i>Description:</i> This scales represents a person's willingness to deal with complicated problems on a frequent or recurring basis. People with high scores prefer jobs that require mental challenge. Individuals with low scores may be intimidated when faced with complex or even simple issues on a regular basis. When jobs are routine or repetitive, people with low scores are usually a better fit.</p> <p><i>Interpretation:</i> The candidate's score in this area should contribute to enhanced overall job performance.</p> <p>Usually willing to analyze and formulate solutions to complex problems. Fairly confident in own ability to develop effective solutions. Sees frequent problem-solving as a core part of his or her job description, though may require prompting to take on a particularly difficult issue.</p>	<p>Describe some of the biggest on-the-job problems you have faced. How did you overcome them? How did you know they were solved?</p> <div style="display: flex; justify-content: space-around; align-items: center;"> <div style="text-align: center;">  1 Problems poorly described and actions taken unclear. </div> <div style="text-align: center;">  2 Moderately complex problems. Simple or obvious actions taken. </div> <div style="text-align: center;">  3 Described one or more complex problems. Actions taken are clear and relevant. </div> <div style="text-align: center;">  4 </div> <div style="text-align: center;">  5 </div> </div>
<p>Exhibits a Positive Work Attitude Score: 96</p>  <p><i>Description:</i> For some people, work is a second-place activity. That is, given a decision to take either personal time or go to work, low scorers will choose time off. Low job priority could indicate a 9 to 5 mentality.</p> <p><i>Interpretation:</i> The candidate's score in this area should contribute to enhanced overall job performance.</p> <p>Expects to receive both financial and personal rewards in exchange for applying his or her best energies to the job. Enjoys working. Trusts the organization to help career.</p>	<p>How do you feel having a regular job and going to work? Is it something you enjoy? Why or why not?</p> <div style="display: flex; justify-content: space-around; align-items: center;"> <div style="text-align: center;">  1 Views work as a means of income only. Does not enjoy. Does not care about professional reputation. </div> <div style="text-align: center;">  2 Likes work but doesn't truly enjoy it. Balances priority and energy with other obligations. </div> <div style="text-align: center;">  3 Considers work a key priority in life. Enjoys working and always applies best energy. Takes pride in work reputation. </div> <div style="text-align: center;">  4 </div> <div style="text-align: center;">  5 </div> </div>
<p>Needs Structure Score: 80</p>  <p><i>Description:</i> This scale indicates the degree to which a person prefers to work within an ordered environment, with well-defined tasks, activities, rules, processes and expectations. It also reflects the general thoroughness and care applied by the candidate when performing work tasks.</p> <p><i>Interpretation:</i> The candidate's score in this area should contribute to enhanced overall job performance.</p> <p>Follows rules closely and consistently. Makes decisions carefully and thoughtfully. Follows through on commitments. Able to create and/or follow detailed plans.</p>	<p>Have you ever had to work in a job that had little or no structure or where no one told you what to do? What did or didn't you like about it?</p> <div style="display: flex; justify-content: space-around; align-items: center;"> <div style="text-align: center;">  1 Large mismatch between comfort with structure and structure level of intended job. </div> <div style="text-align: center;">  2 Some mismatch between comfort with structure and structure level of intended job. </div> <div style="text-align: center;">  3 Comfort with structure matches the structure level of the intended job. </div> <div style="text-align: center;">  4 </div> <div style="text-align: center;">  5 </div> </div>

Behavioral History Detail

This section evaluates answers the candidate gave concerning his or her work-related history. Studies often show that a candidate's past behavior often indicates his or her future behavior. Potential caution areas (if any) are specified in each detail section.

Detail	Interview Guide
<p>History Survey - Performance Score: 64</p>  <p><i>Description:</i> Evaluates elements of the candidate's past work and education history to identify indications of high or low performance potential.</p> <p><i>Interpretation:</i> The candidate's score indicates past behaviors that neither detract from nor enhance job performance.</p> <p>Exhibits past behaviors and achievements that are likely to result in average job performance.</p>	<p>Describe how your past performance makes you a good candidate for this job.</p> <div style="display: flex; justify-content: space-around; align-items: center;"> <div style="text-align: center;">★ 1 No examples or rationale given.</div> <div style="text-align: center;">★ 2 Weak connection between past and future.</div> <div style="text-align: center;">★ 3 Weak connection between past and future.</div> <div style="text-align: center;">★ 4 Clear connection between past and future.</div> <div style="text-align: center;">★ 5 Clear connection between past and future.</div> </div>
<p>History Survey - Tenure Score: 86</p>  <p><i>Description:</i> Evaluates a candidate's past employment history and related factors for indications of potentially low job tenure.</p> <p><i>Interpretation:</i> The candidate's score indicates past behaviors that contribute to high job performance.</p> <p>Exhibits behaviors likely to result in longer than average job tenure.</p>	<p>What are some of the reasons you have left previous jobs?</p> <div style="display: flex; justify-content: space-around; align-items: center;"> <div style="text-align: center;">★ 1 Many different reasons. Blames employer.</div> <div style="text-align: center;">★ 2 Circumstances for leaving generally credible or somewhat outside control.</div> <div style="text-align: center;">★ 3 Circumstances for leaving generally credible or somewhat outside control.</div> <div style="text-align: center;">★ 4 Reasonable rationale or circumstances clearly outside control.</div> <div style="text-align: center;">★ 5 Reasonable rationale or circumstances clearly outside control.</div> </div>

Identity Confirmation Photos

During the assessment the candidate was asked to photograph himself or herself for identity confirmation purposes. These photos and any analysis conducted are provided below.

Photo Analysis Results

- Risk:	Medium risk of cheating based on image inconsistencies
- Valid Images Captured:	5
- Images used for Facial Comparison:	4
- Image Timeouts (no image captured):	1
- Unannounced Images Captured:	2
- Facial Comparison Average Match:	99%
- Matches:	6 strong vs 0 weak matches
- Detected Emotions:	Calm, Happy



Candidate Image Capture
April 19, 2018 8:40:25 AM
BNT, In-Test Photo



Candidate ID Card
April 19, 2018 8:42:45 AM
BNT, In-Test Photo



Un-announced Candidate
Image Capture
April 19, 2018 8:44:27 AM
BNT, In-Test Photo



Un-announced Candidate
Image Capture
April 19, 2018 8:45:24 AM
BNT, In-Test Photo



Candidate Image Capture
April 19, 2018 8:46:42 AM
BNT, In-Test Photo
Timeout

Top Job Title Matches

The candidate also completed an interest/experience survey. The results from this survey were used in conjunction with the competency scores in this assessment to generate a report of jobs that best match this candidate's unique blend of abilities, interests, education, and experience. The results are summarized in the table below. These results were used to prepare a separate report that was sent to the candidate.

Rank	Job Title	Interests Match	Competencies Match	Education and Experience Match	Overall Match
1	Fast Food and Counter Worker	72%	86%	99%	Strong
2	Cashier	69%	83%	71%	Medium
3	Counter and Rental Clerk	69%	83%	72%	Medium
4	Waiters and Waitresse	67%	86%	72%	Medium
5	Cooks, Fast Food	67%	83%	72%	Medium
6	Stockers and Order Filler	69%	88%	58%	Medium
7	Hosts and Hostesses, Restaurant, Lounge, and Coffee Shop	69%	86%	59%	Medium
8	Animal Caretaker	68%	82%	69%	Medium

Minimum Qualification Guidelines - from O*Net

The following are suggestions from O*Net, the United States government's occupational information network, regarding prerequisites for this job type.

Item	
Job-Related Training	Less than 6 Months

Report Preparation Notes

- Hiring decisions should never be based on a single source of information. The most effective use of this assessment report is as a part of a multi-faceted program of candidate evaluation that includes resume review, interviews, and reference checks.
- Overall vs Percentiles Scores: The overall score reflects the success in the test, based on the mean (average) and standard deviation of the test scores. The percentile score reflects the percentage of test-takers who scored equal or below this overall score. We recommend you use the Overall Score as your primary evaluation criteria. However, percentile scores can often be useful in comparing specific candidates against one another and with a group, such as for test takers in a certain organization or within a certain account.
- Note that comparison information is calculated based on completed instances of this assessment at that time the assessment is scored. As additional instances are completed, the comparative data may change. You can always update a report to the current values by clicking on "Recalculate Percentiles" within the online results viewing pages at www.hravatar.com.
- Most competency scores are norm-based, which means that they can be interpreted in terms of their distance from the average or mean score. For all scales, a score equal to the mean receives a score of 65 and scores above and below this value are set so that a score change of 15 equals one standard deviation.
- For linear competencies, higher is better across the entire scale. For these scales a score between 65 and 80 (light green) represents 0 to 1 standard deviation above the mean and a score above 80 (dark green) represents more than one standard deviation above the mean. Similarly, a score of 50 - 65 (yellow) represents 0 to 1 standard deviation below the mean, while a score of 35 - 50 (orange) equates to 1 to 2 standard deviations below the mean, and a score below 35 represents more than 2 standard deviations below the mean.
- For non-linear competencies, scores in the middle are more desirable. For these scales a score between 50 and 80 (dark green) represents scores that are within 1 standard deviation of the mean, scores between 80 and 95 and scores between 35 and 50 (yellow) represent scores that are 1 to 2 standard deviations above or below the mean, and scores above 95 or below 35 (red) represent scores that are more than 2 standard deviations above or below the mean.
- This assessment makes use of data from the Occupational Information Network (O*NET), which is funded by the U.S. Federal Government - U.S. Department of Labor/Employment and Training Administration (USDOL/ETA) - as a primary source of occupational information. The O*NET database contains information on hundreds of standardized and occupation-specific descriptors that are continually updated by ongoing research. These data are used in preparing descriptive information as well as setting relative weights between competencies used in calculating the overall score. For additional information about O*NET, visit <http://www.onetcenter.org>.
- O*Net Standard Occupational Code (SOC) Used: 39-3091.00
- O*Net Version: 24.0
- Sim ID: 3337-4, Key: 0-0, Rpt: 13, Prd: 1596, Created: 2021-06-19 14:55 UTC
- UA: Mozilla/5.0 (Windows NT 6.3; Trident/7.0; Touch; rv:11.0) like Gecko

Score Calculation Detail

The following table provides a summary of how the overall score was calculated from the individual competency scores. Competency scores are calculated on a 0-100 scale by first calculating a Z statistic based on test-taker responses and then transforming the Z value to a scale with target mean and standard deviation. Certain competencies have a normal score distribution where it is best to be closest to the mean. For these competencies we modify the Z statistic by multiplying its absolute value by minus 1 for the overall score calculation. Next, to calculate the overall score, a weighted average of all modified competency Z statistics is computed and this weighted average is itself transformed to a Z statistic, which is then transformed to a score with the same target mean and standard deviation. Finally outlier scores are adjusted if they are below 0 or above 100.

Competency	Score	How applied to overall	Score Value Used	Weight (%)
Adaptable	96.6336	Z-Statistic	2.1089	5.1948
Attention to Detail	80.6276	Z-Statistic	1.0418	19.8058
Seeks Perfection	76.7849	Z-Statistic	0.7857	5.8260
Corporate Citizenship	10.0000	Z-Statistic	-3.6667	5.0067
Competitive	98.3659	Z-Statistic	2.2244	3.9629
Develops Relationships	71.4172	Z-Statistic	0.4278	3.9325
Enjoys Problem-Solving	76.7277	Z-Statistic	0.7818	3.1770
History Survey - Performance	64.2173	Z-Statistic	-0.0522	13.3166
History Survey - Tenure	86.2781	Z-Statistic	1.4185	13.3166
Exhibits a Positive Work Attitude	96.2167	Z-Statistic	2.0811	5.1099
Analytical Thinking	93.4323	Z-Statistic	1.8955	15.5253
Needs Structure	80.9972	Z-Statistic	1.0665	5.8260
Weighted Average of Competency Z-Scores:				0.9526
Mean applied to Raw Weighted Avg:				0.0000
Standard Deviation applied to Raw Weighted Avg:				1.0000
Normalized Raw Score:				0.9526
Mean:				65.0000
Standard Deviation Used:				15.0000
Final Overall Score:				79.2892

Notes

(This area is intentionally blank - it's reserved as space for your notes.)