HR AVATAR™
EMPLOYMENT TESTS

Candidate:	**Betty Penske**
Assessment:	Alphanumeric Data Entry (US)
Completed:	April 27, 2024
Prepared for:	Susan Bookman
	HR Avatar Data Collection Account

Test Results and Interview Guide

The Alphanumeric Data Entry (US) assessment measures key factors related to high performance and tenure in this job. Attribute types measured vary by test, but can include cognitive ability, skills, knowledge, personality characteristics, emotional intelligence, and past behavioral history. This report includes a one page summary, followed by detailed results with an embedded interview guide. Note that these results should always be used as a part of a balanced candidate selection process that includes independent evaluation steps, such as interviews and reference checks.

Proprietary and Confidential

Overall

Candidate	Score	Interpretation
Betty Penske bettypenske@yourcompany.org Alphanumeric Data Entry (US) April 27, 2024	97	

The candidate's scores indicate high performance potential in most jobs. We recommend that this score be used in conjunction with a comprehensive process for evaluating potential performance, including the specific knowledge, skills, and abilities required for a particular job.

Key
- Candidate Score
- Higher Risk
- Lower Risk
- Custom Baseline (Optional)

Competency Summary

Competency	Score	Interpretation
Skills/Knowledge (relates to immediate readiness)		
Alphanumeric Data Entry	97	

Comparison

Percentile scores indicate how the candidate compares to other test-takers within various groups. The candidate scored equal to or better than the fraction of test-takers indicated by the percentile.

Test-Taker Group	Percentile
Global	97th
United States	80th
HR Avatar Data	89th

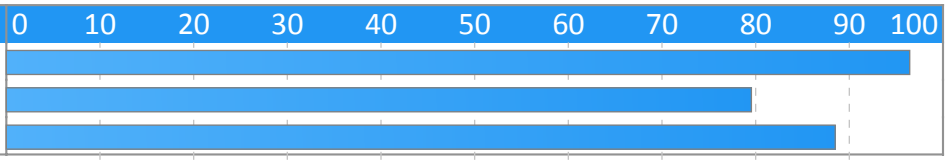

Copyright 2024, HR Avatar, Inc. All Rights Reserved.

Detail

Candidate:	Betty Penske, bettypenske@yourcompany.org
Assessment:	Alphanumeric Data Entry (US)
Authorized:	April 27, 2024, by Susan Bookman, HR Avatar Data Collection Account, sue.bookman@richardson.biz
Started:	April 26, 2024, 11:35:16PM EST
Completed:	April 26, 2024, 11:35:16PM EST
Overall Score:	97

Knowledge and Skills Detail

This section contains a list of job-related knowledge areas and skills that have been evaluated. Low scores in these areas often indicate that additional learning may be required before top performance can be achieved.

Detail

Alphanumeric Data Entry

Score: 97

Description:

Evaluates a candidate's ability to enter alphanumeric data into a computer screen at both an acceptable rate of speed and degree of accuracy.

Interpretation:

Candidate should achieve superior job performance in this area with little or no training.

Significantly above average. Consistently types information both quickly and accurately. Submitted work typically requires little or no review prior to sending to end users or customers.

- Speed: 8200 Keystrokes/Hour
- Net Errors: 1
- Accuracy-Adjusted Speed: 7790 Keystrokes/Hour
- Accuracy: 95%

Interview Guide

Can you tell me about a time when your ability to type values quickly and accurately helped you achieve a goal or objective?

1	2	3	4	5
Typing or data entry is not relevant to example.		Example is somewhat related to typing or data entry speed and accuracy.		Example demonstrates fast and accurate data entry or typing under pressure.

Copyright 2024, HR Avatar, Inc. All Rights Reserved.

Identity Confirmation Photos

The following photos of the candidate and any identification were uploaded during the assessment session.

Photo Analysis Results	
- Risk:	Medium risk of cheating based on image inconsistencies
- Percent match among processed faces	100%
- Total images processed	17
- Total images with valid faces	14 (82%)
- Total pairs of faces compared	13
- Pairs in which faces matched	13 (100%)



Pre/Post-Test Photo

ID Photo



In-Test Error Detected (No Face Detected)



In-Test Error Detected (No Face Detected)



In-Test Error Detected (No Face Detected)

In-Test Photo



In-Test Photo



In-Test Photo



In-Test Photo



Pre/Post-Test Photo

Copyright 2024, HR Avatar, Inc. All Rights Reserved.

Report Preparation Notes

- Hiring decisions should never be based on a single source of information. The most effective use of this assessment report is as a part of a multi-faceted program of candidate evaluation that includes resume review, interviews, and reference checks.
- Overall vs Percentiles Scores: The overall score reflects the success in the test, based on the mean (average) and standard deviation of the test scores. The percentile score reflects the percentage of test-takers who scored equal or below this overall score. We recommend you use the Overall Score as your primary evaluation criteria. However, percentile scores can often be useful in comparing specific candidates against one another and with a group, such as for test takers in a certain organization or within a certain account.
- Note that comparison information is calculated based on completed instances of this assessment at that time the assessment is scored. As additional instances are completed, the comparative data may change. You can always update a report to the current values by clicking on ''Recalculate Percentiles'' within the online results viewing pages at www.hravatar.com.
- Most competency scores are norm-based, which means that they can be interpreted in terms of their distance from the average or mean score. For all scales, a score equal to the mean receives a score of 65 and scores above and below this value are set so that a score change of 15 equals one standard deviation.
- For linear competencies, higher is better across the entire scale. For these scales a score between 65 and 80 (light green) represents 0 to 1 standard deviation above the mean and a score above 80 (dark green) represents more than one standard deviation above the mean. Similarly, a score of 50 - 65 (yellow) represents 0 to 1 standard deviation below the mean, while a score of 35 - 50 (orange) equates to 1 to 2 standard deviations below the mean, and a score below 35 represents more than 2 standard deviations below the mean.
- Sim ID: 14541-1, Key: 0-0, Rpt: 16, Prd: 1803, Created: 2024-04-27 04:35 UTC
- UA: Mozilla/5.0 (Windows NT 6.3; Trident/7.0; Touch; rv:11.0) like Gecko

Copyright 2024, HR Avatar, Inc. All Rights Reserved.

Score Calculation Detail

The following table provides a summary of how the overall score was calculated from the individual competency scores. Competency scores are calculated on a 0-100 scale by first calculating a Z statistic based on test-taker responses and then transforming the Z value to a scale with target mean and standard deviation. Certain competencies have a normal score distribution where it is best to be closest to the mean. For these competencies we modify the Z statistic by multiplying its absolute value by minus 1 for the overall score calculation. Next, to calculate the overall score, a weighted average of all modified competency Z statistics is computed and this weighted average is itself transformed to a Z statistic, which is then transformed to a score with the same target mean and standard deviation. Finally outlier scores are adjusted if they are below 0 or above 100.

Competency	Score	How applied to overall	Score Value Used	Weight (%)
Alphanumeric Data Entry	97.3444	Z-Statistic	2.1563	100.0000
Weighted Average of Competency Z-Scores:				2.1563
Mean applied to Raw Weighted Avg:				0.0000
Standard Deviation applied to Raw Weighted Avg:				1.0000
Normalized Raw Score:				2.1563
Mean:				65.0000
Standard Deviation Used:				15.0000
Final Overall Score:				97.3444

Copyright 2024, HR Avatar, Inc. All Rights Reserved.

Notes

(This area is intentionally blank - it's reserved as space for your notes.)

Copyright 2024, HR Avatar, Inc. All Rights Reserved.