






Candidate: **Betty Penske**
Assessment: Computer Programmer - Web Developer with jQuery (Short)
Completed: April 10, 2024
Prepared for: Susan Bookman
HR Avatar Data Collection Account













Test Results and Interview Guide

The Computer Programmer - Web Developer with jQuery (Short) assessment measures key factors related to high performance and tenure in this job. Attribute types measured vary by test, but can include cognitive ability, skills, knowledge, personality characteristics, emotional intelligence, and past behavioral history. This report includes a one page summary, followed by detailed results with an embedded interview guide. Note that these results should always be used as a part of a balanced candidate selection process that includes independent evaluation steps, such as interviews and reference checks.

Overall

Candidate	Score	Interpretation
<div>Betty Penske</div> <div>bettypenske@yourcompany.org</div> <div>Computer Programmer - Web Developer with jQuery (Short)</div> <div>April 10, 2024</div> <div>Summary: Moderate to High Performance Potential</div> <div>Potential Risk Areas<ul style="list-style-type: none">Low Integrity score could indicate potential issues with reliability.</div>	76	<div></div> <div><div>Key</div><div> Candidate Score</div><div> Higher Risk</div><div> Lower Risk</div><div> Custom Baseline (Optional)</div></div>

Competency Summary

Competency	Score	Interpretation
Cognitive Abilities (relates to job performance, problem-solving, ability to learn, etc.)		
Analytical Thinking_suppgen	71	
Attention to Detail_suppgen	91	
Skills/Knowledge (relates to immediate readiness)		
Core HTML5 and CSS3	67	
jQuery Fundamentals	79	
Writing	77	
Personality Characteristics (relates to fit with the job/team environment)		
Adaptability	98	
Drive	82	
Integrity	10	
Teamwork	78	
Behavioral History (relates to performance and turnover)		
History Survey - Performance	82	
History Survey - Tenure	88	
Emotional Intelligence (relates to situational judgment, performance and teamwork)		
Empathy and Emotional Self-Control	90	

Importance to Job ↑

Comparison

Percentile scores indicate how the candidate compares to other test-takers within various groups. The candidate scored equal to or better than the fraction of test-takers indicated by the percentile.

Test-Taker Group	Percentile	0	10	20	30	40	50	60	70	80	90	100
Global	76th											
United States	63rd											
HR Avatar Data	70th											

Assessment Overview

This assessment provides scores for a number of important factors and competencies that are related to success on the job. Scores are presented based on their potential impact on job performance.

Scores are presented individually on a scale of 0-100. In most cases, including the overall score, higher scores represent higher expected job performance. However, for some competencies, either extreme low or extreme high scores indicate a risk of lower performance. Refer to the interpretation section of each competency for additional information.

Individual competency scores are also combined into a single overall score. Please note that individual competencies are weighted differently, depending on their type, and on fine adjustments based on data from the US Government's Occupational Data Network (O*Net).

Each competency measured includes one or more suggested interview questions, in an easy-to-use format. These questions should be used for additional probing, especially when the score shows an area of relative weakness.

Some of the competencies measured evaluate preferences for doing (or not doing) specific activities. Scores for these competencies can be used to evaluate job-fit.

We wish to emphasize that the data contained in this report should be used as part of a comprehensive process for evaluating job candidates. Additional data should include in-person interviews, job tryouts, resume review, and background checks.

Detail

Candidate: Betty Penske, bettypenske@yourcompany.org

Assessment: Computer Programmer - Web Developer with jQuery (Short)

Authorized: April 10, 2024, by Susan Bookman, HR Avatar Data Collection Account, sue.bookman@richardson.biz

Started: April 10, 2024, 12:30:23AM EST


Completed: April 10, 2024, 12:30:23AM EST

Overall Score: 76

Cognitive Abilities Detail


This section contains a list of job-related cognitive abilities that have been evaluated in a job-like context using HR Avatar's simulation technology. Studies have demonstrated that cognitive abilities are highly correlated with job performance for many jobs. Abilities also correlate with problem-solving and the ability to learn quickly.

Detail	Interview Guide
<div><p>Analytical Thinking_suppgen</p><p>Score: 71</p><div><div></div></div><p><i>Description:</i></p><p>Evaluates the candidate's ability in the area of Analytical Thinking_suppgen, with an aim to determine the degree of training and/or practice that will be required before the candidate can be expected to become productive.</p><p><i>Interpretation:</i></p><p>Strong scores in this area correlate with above average performance for many jobs.</p><p>Scores indicate good Analytical Thinking_suppgen ability. Candidate is likely ready to be productive with very little basic training or with immediate entry into advanced training.</p></div>	<div><p>Tell me about a project or task where you had to use your Analytical Thinking_suppgen abilities.</p><div><div>1</div><div>2</div><div>3</div><div>4</div><div>5</div></div><div><div>Example didn't require or demonstrate ability.</div><div>Ability only moderately relevant or demonstrated.</div><div>Clearly relevant use and demonstration of ability.</div></div></div>

Detail	Interview Guide
<p>Attention to Detail_suppgen</p> <p>Score: 91</p>  <p><i>Description:</i></p> <p>Evaluates the candidate's ability in the area of Attention to Detail_suppgen, with an aim to determine the degree of training and/or practice that will be required before the candidate can be expected to become productive.</p> <p><i>Interpretation:</i></p> <p>High scores in this area correlate with superior performance for many jobs.</p> <p>Scores indicate solid Attention to Detail_suppgen ability. Candidate is likely ready to be productive without basic training or with immediate entry into advanced training.</p>	<p>Tell me about a project or task where you had to use your Attention to Detail_suppgen abilities.</p> <div><div>★ 1 Example didn't require or demonstrate ability.</div><div>★ 2 Ability only moderately relevant or demonstrated.</div><div>★ 3</div><div>★ 4</div><div>★ 5 Clearly relevant use and demonstration of ability.</div></div>

Knowledge and Skills Detail

This section contains a list of job-related knowledge areas and skills that have been evaluated. Low scores in these areas often indicate that additional learning may be required before top performance can be achieved.

Detail	Interview Guide
<p>Core HTML5 and CSS3</p> <p>Score: 67</p>  <p><i>Description:</i></p> <p>Evaluates the candidate's knowledge of Core HTML5 and CSS3 with an aim to determine the degree of training that will be required before the candidate can be expected to become productive.</p> <p><i>Interpretation:</i></p> <p>Candidate should achieve above average job performance in this area with little or no training.</p> <p>Scores indicate good working knowledge of this topic. Candidate is likely ready to be productive with very little basic training or with immediate entry into advanced training.</p>	<p>Tell me about a project or task where you had to use your knowledge of Core HTML5 and CSS3.</p> <div><div>★ 1 Example didn't require or demonstrate knowledge.</div><div>★ 2 Knowledge was only moderately important or moderately demonstrated in example.</div><div>★ 3</div><div>★ 4</div><div>★ 5 Clearly relevant application and demonstration of knowledge.</div></div>

Detail	Interview Guide
<div><div>JQuery Fundamentals</div><div>Score: 79</div><div><div></div></div><div><div>Description:</div><div>Evaluates the candidate's knowledge of JQuery Fundamentals with an aim to determine the degree of training that will be required before the candidate can be expected to become productive.</div><div>Interpretation:</div><div>Candidate should achieve above average job performance in this area with little or no training.</div><div>Scores indicate good working knowledge of this topic. Candidate is likely ready to be productive with very little basic training or with immediate entry into advanced training.</div></div></div>	<div><div>Tell me about a project or task where you had to use your knowledge of JQuery Fundamentals.</div><div><div>★</div><div>1</div><div>Example didn't require or demonstrate knowledge.</div></div><div><div>★</div><div>2</div><div>Knowledge was only moderately important or moderately demonstrated in example.</div></div><div><div>★</div><div>3</div><div></div></div><div><div>★</div><div>4</div><div></div></div><div><div>★</div><div>5</div><div>Clearly relevant application and demonstration of knowledge.</div></div></div>
<div><div>Writing</div><div>Score: 77</div><div><div></div></div><div><div>Description:</div><div>The ability to concisely and succinctly convey ideas and information via written text.</div><div>Interpretation:</div><div>Above-average writing skills can positively impact performance in many jobs.</div><div>Above average. Conveys ideas in a concise and succinct format. See writing sample section of report for raw essay(s) submitted.</div><div><div>• Raw computed score: 80</div><div>• Computed score confidence: 75</div><div>• Approximate Word Count: 247</div></div><div>Please see below to view the essay submitted.</div></div></div>	<div><div>Are you comfortable when you need to express yourself through writing? Do you feel confident you can get the right message across?</div><div><div>★</div><div>1</div><div>Not confident in own writing ability. Prefers speaking.</div></div><div><div>★</div><div>2</div><div>Somewhat confident in own writing ability. Writes frequently.</div></div><div><div>★</div><div>3</div><div></div></div><div><div>★</div><div>4</div><div></div></div><div><div>★</div><div>5</div><div>Very confident in ability to write. Has received compliments on clarity of written correspondences.</div></div></div> <div><div>Do you think writing is important to the role you are applying for? How would you rate yourself as a writer.</div><div><div>★</div><div>1</div><div>Rating doesn't correspond well with their score. Does not think writing is important to the role.</div></div><div><div>★</div><div>2</div><div>Rating doesn't correspond well with their score. Acknowledges the importance of writing in the role.</div></div><div><div>★</div><div>3</div><div></div></div><div><div>★</div><div>4</div><div></div></div><div><div>★</div><div>5</div><div>Rating corresponds well with their score. Acknowledges the importance of writing in the role.</div></div></div>

Personality Characteristics Detail

This section contains a list of personality characteristics that are frequently associated with job performance. Remember, these are not skills and do not indicate the ability to do a job. Rather, they can be used to evaluate the candidate's fit with the general needs of the job and the organizational culture. Sample interview questions are provided to gather more information.

Continued on next page.

Detail	Interview Guide
<div data-bbox="147 205 285 239">Adaptability</div> <div data-bbox="147 239 237 264">Score: 98</div> <div data-bbox="167 273 607 325"></div> <div data-bbox="147 333 620 606"><p><i>Description:</i></p><p>This scale reflects how accepting a person is of frequent or substantial changes in his or her job requirements. Changing work requirements usually cause stress and put pressure on an individual to adapt. High scorers usually thrive under changing work conditions, while low scorers may burn out or become paralyzed. In more stable job circumstances, high scorers may become bored, while low scorers would remain satisfied.</p></div> <div data-bbox="147 615 620 821"><p><i>Interpretation:</i></p><p>The candidate's score in this area should contribute to enhanced overall job performance.</p><p>Thrives on change. Sees self as very flexible and easy-going. However, he or she may often be perceived as disinterested, unmotivated, or too easy-going in times of upheaval.</p></div>	<div data-bbox="704 247 1437 308"><p>Would you rather work in a job where the work is predictable or one where activities are constantly changing? Why?</p></div> <div data-bbox="704 325 1456 548"><div><div>★</div><div>1</div><div>Becomes paralyzed by change. Or disregards the change and continues same path.</div></div><div><div>★</div><div>2</div><div>Ambivalent to change. Has sound reasoning for falling in the middle.</div></div><div><div>★</div><div>3</div><div>Comfortable with change, though feels some stress or anxiety. Usually able to stay focused.</div></div><div><div>★</div><div>4</div><div></div></div><div><div>★</div><div>5</div><div></div></div></div> <div data-bbox="704 648 1338 674"><p>How do you feel when things change at work? How do you cope?</p></div> <div data-bbox="704 693 1437 888"><div><div>★</div><div>1</div><div>Candidate gets frustrated and doesn't have an effective way to cope.</div></div><div><div>★</div><div>2</div><div>Candidate recognizes that they struggle and has one effective way to cope.</div></div><div><div>★</div><div>3</div><div>Candidate thrives when things change and has multiple ways to cope.</div></div><div><div>★</div><div>4</div><div></div></div><div><div>★</div><div>5</div><div></div></div></div>
<div data-bbox="147 974 209 1008">Drive</div> <div data-bbox="147 1008 237 1033">Score: 82</div> <div data-bbox="167 1041 607 1094"></div> <div data-bbox="147 1102 620 1358"><p><i>Description:</i></p><p>This scale reflects the degree to which an individual will work hard to achieve goals and solve critical problems in the organization. High scores on this scale indicate a person will be diligent in their work and use all necessary sources to solve problems. Low scores on this scale indicate a person may be unenthusiastic about work and may struggle with complex tasks and challenges.</p></div> <div data-bbox="147 1367 620 1596"><p><i>Interpretation:</i></p><p>The candidate's score in this area should contribute to enhanced overall job performance.</p><p>Highly motivated by challenging goals and tasks, financial rewards, and/or recognition, and willing to work very hard to succeed. Very focused on understanding guidelines, following the rules and personal achievement.</p></div>	<div data-bbox="704 1024 1422 1102"><p>Tell me about a time when you went above and beyond the call of duty to achieve a difficult goal or challenge. What motivated you to put forth the extra effort?</p></div> <div data-bbox="704 1119 1437 1314"><div><div>★</div><div>1</div><div>Poor or weak example. No real extra effort.</div></div><div><div>★</div><div>2</div><div>Moderate example. Some extra effort evident.</div></div><div><div>★</div><div>3</div><div>Strong example. Clearly applied extra effort. Well organized in approach.</div></div><div><div>★</div><div>4</div><div></div></div><div><div>★</div><div>5</div><div></div></div></div> <div data-bbox="704 1417 1437 1478"><p>What would you say were some of the most difficult challenges about your last job? How were you able to cope with those challenges?</p></div> <div data-bbox="704 1495 1443 1785"><div><div>★</div><div>1</div><div>Description of challenge and how they cope shows that they struggle with complex tasks.</div></div><div><div>★</div><div>2</div><div>Describes a reasonable challenge. Shows ability to cope but doesn't demonstrate diligence.</div></div><div><div>★</div><div>3</div><div>Describes a reasonable challenge. Demonstrates effective coping skills that address using multiple resources to solve the challenge.</div></div><div><div>★</div><div>4</div><div></div></div><div><div>★</div><div>5</div><div></div></div></div>

Page 8 of 13

Behavioral History Detail

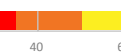
This section evaluates answers the candidate gave concerning his or her work-related history. Studies often show that a candidate's past behavior often indicates his or her future behavior. Potential caution areas (if any) are specified in each detail section.

Detail	Interview Guide
<div><p>History Survey - Performance</p><p>Score: 82</p><div><div></div></div><p><i>Description:</i></p><p>Evaluates elements of the candidate's past work and education history to identify indications of high or low performance potential.</p><p><i>Interpretation:</i></p><p>The candidate's score indicates past behaviors that contribute to high job performance.</p><p>Exhibits past behaviors and achievements that are likely to enhance job performance.</p><p>The following potential performance risk areas were identified:</p><ul style="list-style-type: none">Below average productivity historyBelow average performance reviews<p>Further probing is recommended for each of these items.</p></div>	<div><p>How does your work compare with your peers? Do you produce more or less? How do you know?</p><div><div>★</div><div>★</div><div>★</div><div>★</div><div>★</div></div><div><div>1</div><div>2</div><div>3</div><div>4</div><div>5</div></div><hr/><p>What kind of feedback have you received about your performance from your managers and your peers?</p><div><div>★</div><div>★</div><div>★</div><div>★</div><div>★</div></div><div><div>1</div><div>2</div><div>3</div><div>4</div><div>5</div></div></div>
<div><p>History Survey - Tenure</p><p>Score: 88</p><div><div></div></div><p><i>Description:</i></p><p>Evaluates a candidate's past employment history and related factors for indications of potentially low job tenure.</p><p><i>Interpretation:</i></p><p>The candidate's score indicates past behaviors that contribute to high job performance.</p><p>Exhibits behaviors likely to result in longer than average job tenure.</p><p>The following potential performance risk areas were identified:</p><ul style="list-style-type: none">Frequent job changesPotential long commute<p>Further probing is recommended for each of these items.</p></div>	<div><p>Review your last few jobs with me, explaining why you left the old job and what attracted you to the new one.</p><div><div>★</div><div>★</div><div>★</div><div>★</div><div>★</div></div><div><div>1</div><div>2</div><div>3</div><div>4</div><div>5</div></div><hr/><p>What is the longest distance you have had to commute to work? What did you do during the commute? How long did you keep that job?</p><div><div>★</div><div>★</div><div>★</div><div>★</div><div>★</div></div><div><div>1</div><div>2</div><div>3</div><div>4</div><div>5</div></div></div>

Emotional Intelligence Detail

This section contains a list of emotional intelligence characteristics that indicate how tuned in a candidate is to his or her own emotions, and those of others, as well as the candidate's ability to control his or her behavior in light of the emotions he or she is experiencing. These traits can often impact performance in groups or teams. Sample interview questions are provided to gather more information.

Continued on next page.

Detail	Interview Guide
<p>Empathy and Emotional Self-Control</p> <p>Score: 90</p>  <p><i>Description:</i></p> <p>Demonstrates exceptional strengths in sensing the emotional needs of others, sympathizing with other people's problems, and seeing things from other people's point of view. Likely to be very effective at demonstrating to customers or coworkers that they understand and care about them, resulting in significantly improved customer loyalty, much stronger work relationships, and noticeably reduced levels of conflict in the workplace.</p> <p><i>Interpretation:</i></p> <p>The candidate's score in this area should contribute to enhanced overall job performance.</p> <p>Demonstrates exceptional strengths in sensing the emotional needs of others, sympathizing with other people's problems, and seeing things from other people's point of view. Likely to be very effective at demonstrating to customers or coworkers that they understand and care about them, resulting in significantly improved customer loyalty, much stronger work relationships, and noticeably reduced levels of conflict in the workplace.</p>	<p>Are you good at relating to the feelings of others? Can you give me an example of how this helped you navigate a difficult situation at work or at school?</p> <div> <div>★</div> <div>★</div> <div>★</div> <div>★</div> <div>★</div> </div> <div> <div>1</div> <div>2</div> <div>3</div> <div>4</div> <div>5</div> </div> <div> <div>Not able to sense how others feel. Unable to provide example.</div> <div>Some ability to sense how others feel. Example shows some ability to use senses at work.</div> <div>Able to relate to others and sense how they feel. Example shows can easily apply senses at work.</div> </div> <hr/> <p>Tell me about a time you got upset at work. How did you handle/deal with your emotions?</p> <div> <div>★</div> <div>★</div> <div>★</div> <div>★</div> <div>★</div> </div> <div> <div>1</div> <div>2</div> <div>3</div> <div>4</div> <div>5</div> </div> <div> <div>They had an inappropriate response or placed blame.</div> <div>They (1) had an appropriate response (2) took responsibility but were unable to make the bad situation better.</div> <div>They (1) had an appropriate response (2) took responsibility and (3) worked to make the bad situation better.</div> </div>











Writing Sample(s)

During the assessment, the candidate was asked to write one or more passages. The text they wrote is included in the table below for review.

Writing Sample - Question	Response
Please write an essay describing the HR Avatar essay feature.	<p>This is a sample essay. In a real test situation, the candidate or test taker would write an essay as a part of their assessment, in response to the question associated with this entry. All reports will share their writing as received. In some cases, our artificial intelligence engine will process their response to create a numerical score. Our system also checks for plagiarism, both among previously submitted essays, and the broader Internet. Additionally, spelling, grammar, and style checks are performed.</p> <p>Essay typically are from 150 to 600 words. They can be written in response to an explicit question, or they can be free-form responses to general questions.</p>

Identity Confirmation Photos

The following photos of the candidate and any identification were uploaded during the assessment session.

Photo Analysis Results			
- Risk:		Medium risk of cheating based on image inconsistencies	
- Percent match among processed faces		100%	
- Total images processed		17	
- Total images with valid faces		14 (82%)	
- Total pairs of faces compared		13	
- Pairs in which faces matched		13 (100%)	
			
Pre/Post-Test Photo	ID Photo	In-Test Error Detected (No Face Detected)	In-Test Error Detected (No Face Detected)
			
In-Test Error Detected (No Face Detected)	In-Test Photo	In-Test Photo	In-Test Photo
			
In-Test Photo	Pre/Post-Test Photo		

Minimum Qualification Guidelines - from O*Net

The following are suggestions from O*Net, the United States government's occupational information network, regarding prerequisites for this job type.

Item	
Educational Achievement	Bachelor's Degree
Job-Related Training	6 Months - 1 Year
Job-Related Experience	1 - 2 Years

Report Preparation Notes

- Hiring decisions should never be based on a single source of information. The most effective use of this assessment report is as a part of a multi-faceted program of candidate evaluation that includes resume review, interviews, and reference checks.
- Overall vs Percentiles Scores: The overall score reflects the success in the test, based on the mean (average) and standard deviation of the test scores. The percentile score reflects the percentage of test-takers who scored equal or below this overall score. We recommend you use the Overall Score as your primary evaluation criteria. However, percentile scores can often be useful in comparing specific candidates against one another and with a group, such as for test takers in a certain organization or within a certain account.
- Note that comparison information is calculated based on completed instances of this assessment at that time the assessment is scored. As additional instances are completed, the comparative data may change. You can always update a report to the current values by clicking on "Recalculate Percentiles" within the online results viewing pages at www.hravatar.com.
- Most competency scores are norm-based, which means that they can be interpreted in terms of their distance from the average or mean score. For all scales, a score equal to the mean receives a score of 65 and scores above and below this value are set so that a score change of 15 equals one standard deviation.
- For linear competencies, higher is better across the entire scale. For these scales a score between 65 and 80 (light green) represents 0 to 1 standard deviation above the mean and a score above 80 (dark green) represents more than one standard deviation above the mean. Similarly, a score of 50 - 65 (yellow) represents 0 to 1 standard deviation below the mean, while a score of 35 - 50 (orange) equates to 1 to 2 standard deviations below the mean, and a score below 35 represents more than 2 standard deviations below the mean.
- This assessment makes use of data from the Occupational Information Network (O*NET), which is funded by the U.S. Federal Government - U.S. Department of Labor/Employment and Training Administration (USDOL/ETA) - as a primary source of occupational information. The O*NET database contains information on hundreds of standardized and occupation-specific descriptors that are continually updated by ongoing research. These data are used in preparing descriptive information as well as setting relative weights between competencies used in calculating the overall score. For additional information about O*NET, visit <http://www.onetcenter.org>.
- O*Net Standard Occupational Code (SOC) Used: 15-1251.00
- O*Net Version: 26.3
- Sim ID: 6292-6, Key: 0-0, Rpt: 13, Prd: 2346, Created: 2024-04-10 05:30 UTC
- UA: Mozilla/5.0 (Windows NT 6.3; Trident/7.0; Touch; rv:11.0) like Gecko

Score Calculation Detail

The following table provides a summary of how the overall score was calculated from the individual competency scores. Competency scores are calculated on a 0-100 scale by first calculating a Z statistic based on test-taker responses and then transforming the Z value to a scale with target mean and standard deviation. Certain competencies have a normal score distribution where it is best to be closest to the mean. For these competencies we modify the Z statistic by multiplying its absolute value by minus 1 for the overall score calculation. Next, to calculate the overall score, a weighted average of all modified competency Z statistics is computed and this weighted average is itself transformed to a Z statistic, which is then transformed to a score with the same target mean and standard deviation. Finally outlier scores are adjusted if they are below 0 or above 100.

Competency	Score	How applied to overall	Score Value Used	Weight (%)
Adaptability	98.5596	Z-Statistic	2.2373	5.5194
Analytical Thinking_suppgen	71.5865	Z-Statistic	0.4391	16.1740
Attention to Detail_suppgen	91.5812	Z-Statistic	1.7721	16.1740
Core HTML5 and CSS3	67.8757	Z-Statistic	0.1917	8.6261
Drive	82.3891	Z-Statistic	1.1593	6.0855
Empathy and Emotional Self-Control	90.5027	Z-Statistic	1.7002	6.4696
History Survey - Performance	82.3539	Z-Statistic	1.1569	6.4696
History Survey - Tenure	88.7967	Z-Statistic	1.5864	6.4696
Integrity	10.0000	Z-Statistic	-3.6667	7.0230
JQuery Fundamentals	79.1668	Z-Statistic	0.9445	8.6261
Teamwork	78.4876	Z-Statistic	0.8992	6.2978
Writing	77.2388	Z-Statistic	0.8159	6.0653
Weighted Average of Competency Z-Scores:				0.7858
Mean applied to Raw Weighted Avg:				0.0000
Standard Deviation applied to Raw Weighted Avg:				1.0000
Normalized Raw Score:				0.7858
Mean:				65.0000
Standard Deviation Used:				15.0000
Final Overall Score:				76.7864

Notes

(This area is intentionally blank - it's reserved as space for your notes.)