

Test Results and Interview Guide

Candidate: **Richard Wantsajob**
Assessment: Virtual Video Screen (Clerk)
Completed: May 17, 2025
Prepared for: Sara Maple
Example Company

What's Included

- Overall Score
- Comparison Matrix
- Recorded Audio/Video Results

Important Note: The Virtual Video Screen (Clerk) assessment measures one or more important competencies, and collects audio or video responses to specific questions. Attribute types measured vary by test, but can include cognitive ability, skills, knowledge, personality characteristics, emotional intelligence, and past behavioral history. Various types of analysis may be conducted on the recorded responses depending on the test configuration. Note that these results should always be used as a part of a balanced candidate selection process that includes independent evaluation steps, such as interviews and reference checks.

Overall

| Candidate | Score | Interpretation |
|---|---|----------------|
| Richard Wantsajob rich.wantsajob@gmail.com Virtual Video Screen (Clerk) May 17, 2025 Well Above Average - Move Quickly. The candidate appears to be highly qualified for advancement to the next step in the hiring process. If possible, fast-track to avoid losing this candidate to others. | 95 | |

Key


- Candidate Score
- Higher Risk
- Lower Risk

Competency Summary

| Competency | Score | Interpretation |
|--|-------|----------------|
| Skills/Knowledge (relates to immediate readiness) | | |
| Interview Questions | 95 | |

Comparison

Percentile scores indicate how the candidate compares to other test-takers within various groups. The candidate scored equal to or better than the fraction of test-takers indicated by the percentile.



Detail

Candidate: **Richard Wantsajob**, rich.wantsajob@gmail.com
Assessment: Virtual Video Screen (Clerk)
Authorized: May 17, 2025, by Sara Maple, Example Company, qamailsaram.mike@hravatar.com
Started: May 17, 2025, 4:45:05AM EDT
Completed: May 17, 2025, 4:45:05AM EDT
Overall Score: 95

Knowledge and Skills Detail

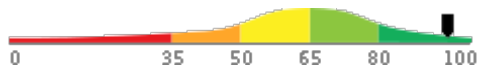
This section contains a list of job-related knowledge areas and skills that have been evaluated. Low scores in these areas often indicate that additional learning may be required before top performance can be achieved.

Detail

Interview Guide

Interview Questions

Score: 95



Description:

A customized series of open-ended video-response questions were asked. Results include the video responses themselves for viewing, as well as transcripts, text analysis, and voice analysis. Text analysis includes vocabulary and grammar. Voice analysis includes perceived voice intonation and other speaking quality factors.

Interpretation:

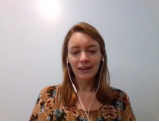


The candidate's score in this area should contribute to enhanced overall job performance.

Text and voice analysis indicates significantly above average quality to open-ended responses.

Please see below to view the converted text from the voice sample that was collected.

Audio/Video Responses

During the assessment, the candidate was asked to answer open-ended answer to one or more questions by either audio or video. If the candidate did not have the ability to upload audio or video they were asked to write their responses. The text of their responses as well as any included analysis of their speaking or text is provided below. Additionally, you can click on the links below (or cut and past into a web browser) to view or listen to their response directly.

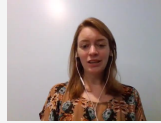
| Question | Response |
|--|---|
| Please describe something you like to do during your free time. | <p>Hello, my name is Sandy. Something that I like to do during my free time is play music. I think it is a great escape. I think it's very relaxing. I think it helps grow your mind as you age. Uh, everyone in my family plays music. So it's a highlight of my day if I get to pick up an instrument and play as well as sing, whether that be in the car or at home. I also like to spend a lot of time with family and friends. They're very important to me. They support me a lot. So spending time with them provides me with a lot of happiness.</p>  <p>View this video recording:</p> |
| Talk about yourself. Start with your name, then add whatever you want. | <p>Oh, goodness, where to start. There's a lot that I could say about myself. I feel what's more important to this interview is my education. Um, I had my undergraduate in psychology, just a bachelor's in science and then moving on to my master's degree. I have a master's in science, in industrial organizational psychology. Uh, a lot of my free time is spent with friends and family. I love to play sports. I love musical instruments. I love going on adventures. I love staying healthy when I can as well, both mentally and physically. And I would say that's, that's the best start to me. Oh, I also have a dog. His name is Sammy and he is an absolute sweetie. He is my life.</p>  <p>View this video recording:</p> |
| What are your biggest strengths and weaknesses? | <p>So to start with my biggest strengths, I would say I have a lot of leadership skills. I have been in leadership positions all of my life, even from elementary school, moving all the way through college and even now in the workplace, uh I love, you know, leading others and, and having that role, I'm a very strong communicator. I believe communication is very um a lot of my peers and coworkers have, have talked about that as well that I'm very, I'm almost an over communicator not to bleed too much into the weaknesses, but I am very high on the communication side. I'm very creative. I, I have had creativity throughout my life with, with music and art. Um and that has bled into uh psychology as well. I am very good with time management. I'm very organized, it comes with the, the position as well. Uh I'm very curious, I love growing my, my learning ability as far as weaknesses. I, I could say in part that over communication could be a weakness. I notice that sometimes in emails, my emails are, are very lengthy for certain things because I feel that I have to over communicate to make sure that everything is clear to all different types of parties as well as a weakness being that I always put my health first before my job. So if necessary, if needed, I put my health and the health of my closest family members first.</p>  <p>View this video recording:</p> |

Question

Response

How does your experience relate to the job you are applying for?


Both my job experience and my education experience relate to the job that I'm applying for. I have had over five years of job experience directly related to the same task expected on this job. And my degrees, both my bachelor's and my master's applied directly to the job that I'm applying for.



[View this video recording:](#)

Why do you think you would succeed in the job you are applying for?

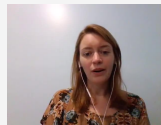
I believe that I will succeed in this job because of my education and my job experience previously talked about in the last question. Um that and just my dedication to what this company stands for. I, I really do believe in this company. I think that I am a good fit for what is being asked of me. And I think that I will also be able to expand the scope of the job even further, hopefully helping the company more than it has already been helped.



[View this video recording:](#)

What would your most recent or current manager say about your performance?


My current manager would say that I have pretty high level performance more likely in the top 5% of the people in our current company. I remember in my last annual review with him, uh He mentioned that my only fault was that I was too organized, um almost intimidatingly. So, um so I believe that my manager would say that my performance is really good. Um We haven't had any issues in the past um recent managers before that would say the same. I've always gone above and beyond with my performance as doing more of what was asked of me.



[View this video recording:](#)

Talk about where you see yourself five years from now.

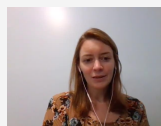
I plan on continue working in my field. Hopefully at a more senior level, more gained experience, more leadership responsibility, maybe even going to a few conferences, maybe speaking at conferences. I I plan to really hone in on this field and take it above and beyond. Um and hopefully be working for your company.



[View this video recording:](#)

Why is the human resources function so critical to most organizations?

Human resources is critical for many reasons. Uh It provides structured methods to address and resolve conflicts within the workplace. It creates a harmonious work environment. It maximizes employee productivity in some cases and overall, it protects the company uh with any issues that may arise within the workforce.



[View this video recording:](#)

Question

Response

How did you develop your human resources knowledge and how do you keep it up-to-date?

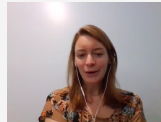
I initially developed my human resources knowledge by going to school in the fields that I went through. Um As far as keeping it up to date, I am a part of many newsletters. I keep up to date with all the laws and changes, with hiring and, and development and training, as well as attending conferences and being a part of newsletters.



[View this video recording:](#)

Is there anything you want to tell the company that you haven't had a chance to say yet?

I am just very excited for this opportunity. I hope I get moved to the next step so I can get to know you all a little bit better if an assessment is given, I can't wait to take it to show you my level of skills. And um that is it.







[View this video recording:](#)

Voice Analysis Information


Spoken voice samples are processed through an artificial intelligence-based algorithm to determine how the speaker's voice and speaking style is perceived by others. The following statistics and ratings were collected as part of this analysis and these were used in calculating the related competency scores.

Voice Analysis Info used in scoring: Interview Questions










General Speaking Features

| | | | | |
|---------------------|------------|---------------|--|---------------|
| Strength of Opening | 37 | Weak |  | Strong |
| Clarity | 90 | Muffled |  | Clear |
| Pace | Good | Too Slow |  | Too Fast |
| Pause to Talk Ratio | Too Little | Too Few/Short |  | Too Many/Long |

Variety Features

| | | | | |
|----------------|------------|------------|--|----------|
| Volume Variety | Very Good | Too Little |  | Too Much |
| Pace Variety | Very Good | Too Little |  | Too Much |
| Pitch Variety | Too Little | Too Little |  | Too Much |

Positive Vibes

| | | | | |
|-------------|----|-----|--|-------------|
| Assertive | 37 | Low |  | High (good) |
| Authentic | 50 | Low |  | High (good) |
| Captivating | 34 | Low |  | High (good) |
| Clear | 49 | Low |  | High (good) |
| Confident | 44 | Low |  | High (good) |
| Energetic | 41 | Low |  | High (good) |
| Organized | 46 | Low |  | High (good) |
| Personable | 47 | Low |  | High (good) |
| Persuasive | 37 | Low |  | High (good) |

Negative Vibes

| | | | | |
|----------------|----|------------|--|------|
| Arrogant | 14 | Low (good) |  | High |
| Belligerent | 14 | Low (good) |  | High |
| Boring | 49 | Low (good) |  | High |
| Condescending | 13 | Low (good) |  | High |
| Confusing | 33 | Low (good) |  | High |
| Detached | 40 | Low (good) |  | High |
| Ditsy | 22 | Low (good) |  | High |
| Nervous | 35 | Low (good) |  | High |
| Pushy | 16 | Low (good) |  | High |
| Timid | 32 | Low (good) |  | High |
| Unapproachable | 29 | Low (good) |  | High |

Report Preparation Notes

- Hiring decisions should never be based on a single source of information. The most effective use of this assessment report is as a part of a multi-faceted program of candidate evaluation that includes resume review, interviews, and reference checks.
- Overall vs Percentiles Scores: The overall score reflects the success in the test, based on the mean (average) and standard deviation of the test scores. The percentile score reflects the percentage of test-takers who scored equal or below this overall score. We recommend you use the Overall Score as your primary evaluation criteria. However, percentile scores can often be useful in comparing specific candidates against one another and with a group, such as for test takers in a certain organization or within a certain account.
- Note that comparison information is calculated based on completed instances of this assessment at that time the assessment is scored. As additional instances are completed, the comparative data may change. You can always update a report to the current values by clicking on 'Recalculate Percentiles' within the online results viewing pages at www.hravatar.com.
- Most competency scores are norm-based, which means that they can be interpreted in terms of their distance from the average or mean score. For all scales, a score equal to the mean receives a score of 65 and scores above and below this value are set so that a score change of 15 equals one standard deviation.
- For linear competencies, higher is better across the entire scale. For these scales a score between 65 and 80 (light green) represents 0 to 1 standard deviation above the mean and a score above 80 (dark green) represents more than one standard deviation above the mean. Similarly, a score of 50 - 65 (yellow) represents 0 to 1 standard deviation below the mean, while a score of 35 - 50 (orange) equates to 1 to 2 standard deviations below the mean, and a score below 35 represents more than 2 standard deviations below the mean.
- Sim ID: 14589-2, Key: 0-0, Rpt: 50, Prd: 2813, Created: 2025-05-17 08:45 UTC
- UA: Mozilla/5.0 (Windows NT 6.3; Trident/7.0; Touch; rv:11.0) like Gecko

Score Calculation Detail

The following table provides a summary of how the overall score was calculated from each of the individual competency scores. First, all competency scores are calculated on a scale of 0-100. Note that some competencies use their color category rather than their actual numeric score in the overall calculation. For these, a standard score associated with the assigned color category is used in the overall score calculation rather than the actual numeric score. This is reflected in the "Score Value Used" column. Next, a weighted average of scores is computed using individual competency weights, typically set using job analysis data provided by the US Government Occupational Information Network (O*Net).

| Competency | Score | How applied to overall | Score Value Used | Weight (%) |
|----------------------|--------------|-------------------------------|-------------------------|-------------------|
| Interview Questions | 95.3791 | Numeric Score | 95.3791 | 100.0000 |
| Weighted Average: | | | | 95.3791 |
| Final Overall Score: | | | | 95 |

Notes

(This area is intentionally blank - it's reserved as space for your notes.)