

Test Results and Interview Guide

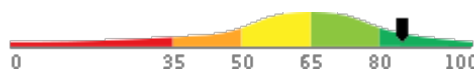
Candidate: **Richard Wantsajob**
Assessment: Workplace Simulation - Station Operations Manager
Completed: May 17, 2025
Prepared for: Sara Maple
Example Company

What's Included

- Overall Score
- Competency Summary Table
- Comparison Matrix
- Detailed Competency Results with Interview Guide

Important Note: The Workplace Simulation - Station Operations Manager assessment measures key factors related to high performance and tenure in this job. Attribute types measured vary by test, but can include cognitive ability, skills, knowledge, personality characteristics, emotional intelligence, and past behavioral history. This report includes a one page summary, followed by detailed results with an embedded interview guide. Note that these results should always be used as a part of a balanced candidate selection process that includes independent evaluation steps, such as interviews and reference checks.

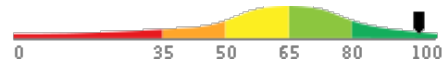
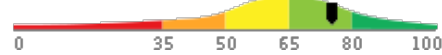
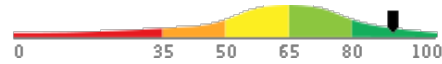
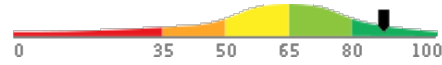
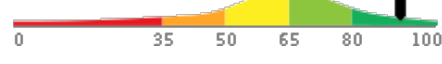

Overall

Candidate	Score	Interpretation
Richard Wantsajob rich.wantsajob@gmail.com Workplace Simulation - Station Operations Manager May 17, 2025 Summary: High Performance Potential	85	

Key




- Higher Risk
- Lower Risk

Competency Summary

Competency	Score	Interpretation
Cognitive Abilities (relates to job performance, problem-solving, ability to learn, etc.)		
Attention to Detail and Analytical Thinking	96	
Following Policies and Procedures	75	
Skills/Knowledge (relates to immediate readiness)		
Safety Awareness	90	
Personality Characteristics (relates to fit with the job/team environment)		
Customer Orientation and Interaction	87	
Experimental Rating Item	91	
Managing and Leading	68	

Comparison

Percentile scores indicate how the candidate compares to other test-takers within various groups. The candidate scored equal to or better than the fraction of test-takers indicated by the percentile.

Test-Taker Group	Percentile	0	10	20	30	40	50	60	70	80	90	100	
Global	85th												
United States	70th												
Example Company	78th												

Detail

Candidate: **Richard Wantsajob**, rich.wantsajob@gmail.com
 Assessment: Workplace Simulation - Station Operations Manager
 Authorized: May 17, 2025, by Sara Maple, Example Company, qamailsaram.mike@hravatar.com
 Started: May 17, 2025, 6:01:18AM EDT
 Completed: May 17, 2025, 6:01:18AM EDT
 Overall Score: 85

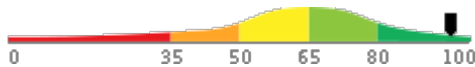
Cognitive Abilities Detail

This section contains a list of job-related cognitive abilities that have been evaluated in a job-like context using simulation technology. Studies have demonstrated that cognitive abilities are highly correlated with job performance for many jobs. Abilities also correlate with problem-solving and the ability to learn quickly.

Detail
Interview Guide

Attention to Detail and Analytical Thinking

Score: 96



Description:

This scale represents thoroughness, accuracy, and being concerned for all areas involved no matter how insignificant. Individuals who demonstrate high Attention to Detail produce work products that are consistently accurate and require little checking. They rarely forget schedule commitments or overlook even the smallest details.

Interpretation:

High scores in this area correlate with superior performance for many jobs.

Able to achieve a high degree of thoroughness and accuracy in a work task. Concerned for all areas involved. Work products require little or no review or checking to maintain consistency.

Can you give me an example of where your attention to detail or your thoughtful analysis of a situation helped make a project successful?



1
Poor example. Does not show attention to detail or analytical ability.

2
Moderately relevant or impactful example.

3
Strongly relevant and clear example.

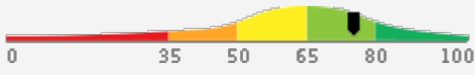
How do you handle a situation when you've messed up due to overlooking an important detail?



1
Is unable to handle the situation.

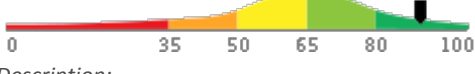
2
Demonstrates the ability to admit to their error and quickly fix the error, but didn't put preventative systems in place.

3
Demonstrates the ability to admit to their error, put preventative systems in place and quickly fix the error.

Detail	Interview Guide																				
<p>Following Policies and Procedures Score: 75</p>  <p><i>Description:</i> Evaluates the candidate's ability in the area of Following Policies and Procedures, with an aim to determine the degree of training and/or practice that will be required before the candidate can be expected to become productive.</p> <p><i>Interpretation:</i> Strong scores in this area correlate with above average performance for many jobs.</p> <p>Scores indicate good Following Policies and Procedures ability. Candidate is likely ready to be productive with very little basic training or with immediate entry into advanced training.</p>	<p>Tell me about a project or task where you had to use your Following Policies and Procedures abilities.</p> <table border="0"> <tr> <td style="text-align: center;">★ 1</td> <td style="text-align: center;">★ 2</td> <td style="text-align: center;">★ 3</td> <td style="text-align: center;">★ 4</td> <td style="text-align: center;">★ 5</td> </tr> <tr> <td>Example didn't require or demonstrate ability.</td> <td></td> <td>Ability only moderately relevant or demonstrated.</td> <td></td> <td>Clearly relevant use and demonstration of ability.</td> </tr> </table> <hr/> <p>Why is it important to follow policies and procedures?</p> <table border="0"> <tr> <td style="text-align: center;">★ 1</td> <td style="text-align: center;">★ 2</td> <td style="text-align: center;">★ 3</td> <td style="text-align: center;">★ 4</td> <td style="text-align: center;">★ 5</td> </tr> <tr> <td>Little or no understanding of impact not following can have.</td> <td></td> <td>Generally understands the importance.</td> <td></td> <td>Clear understanding of impact not following can have.</td> </tr> </table>	★ 1	★ 2	★ 3	★ 4	★ 5	Example didn't require or demonstrate ability.		Ability only moderately relevant or demonstrated.		Clearly relevant use and demonstration of ability.	★ 1	★ 2	★ 3	★ 4	★ 5	Little or no understanding of impact not following can have.		Generally understands the importance.		Clear understanding of impact not following can have.
★ 1	★ 2	★ 3	★ 4	★ 5																	
Example didn't require or demonstrate ability.		Ability only moderately relevant or demonstrated.		Clearly relevant use and demonstration of ability.																	
★ 1	★ 2	★ 3	★ 4	★ 5																	
Little or no understanding of impact not following can have.		Generally understands the importance.		Clear understanding of impact not following can have.																	

Knowledge and Skills Detail

This section contains a list of job-related knowledge areas and skills that have been evaluated. Low scores in these areas often indicate that additional learning may be required before top performance can be achieved.

Detail	Interview Guide										
<p>Safety Awareness Score: 90</p>  <p><i>Description:</i> The ability to understand safety guidelines, recognize situations where safety risk is elevated, and take action to reduce risk.</p> <p><i>Interpretation:</i> Candidate should achieve superior job performance in this area with little or no training.</p> <p>Demonstrates a high level of safety awareness.</p>	<p>Describe why you think safety is important in a transportation system and how you would ensure you enforce safety rules.</p> <table border="0"> <tr> <td style="text-align: center;">★ 1</td> <td style="text-align: center;">★ 2</td> <td style="text-align: center;">★ 3</td> <td style="text-align: center;">★ 4</td> <td style="text-align: center;">★ 5</td> </tr> <tr> <td>Example didn't require or demonstrate skills.</td> <td></td> <td>Somewhat vague on either importance or actions to be taken.</td> <td></td> <td>Clear, concise answers.</td> </tr> </table>	★ 1	★ 2	★ 3	★ 4	★ 5	Example didn't require or demonstrate skills.		Somewhat vague on either importance or actions to be taken.		Clear, concise answers.
★ 1	★ 2	★ 3	★ 4	★ 5							
Example didn't require or demonstrate skills.		Somewhat vague on either importance or actions to be taken.		Clear, concise answers.							

Personality Characteristics Detail

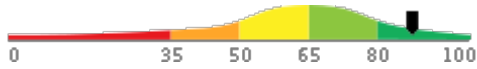
This section contains a list of personality characteristics that are frequently associated with job performance. Remember, these are not skills and do not indicate the ability to do a job. Rather, they can be used to evaluate the candidate's fit with the general needs of the job and the organizational culture. Sample interview questions are provided to gather more information.

Detail

Interview Guide

Customer Orientation and Interaction

Score: 87



Description:

Evaluates the candidate's ability in the area of Customer Service, with an aim to determine the degree of training and/or practice that will be required before the candidate can be expected to become productive.

Interpretation:

The candidate's score in this area should contribute to enhanced overall job performance.

Scores indicate solid Customer Service ability. Candidate is likely ready to be productive without basic training or with immediate entry into advanced training.

Tell me about a project or task where you had to use your Customer Service abilities.



1

Example didn't require or demonstrate ability.



2

Ability only moderately relevant or demonstrated.



3



4

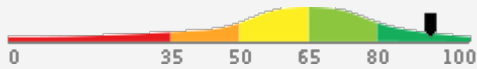
Clearly relevant use and demonstration of ability.



5

Experimental Rating Item

Score: 91



Interpretation:

The candidate's score in this area should contribute to enhanced overall job performance.

How would you rate yourself in terms of Experimental Rating Item?



1

Low or undesirable self-rating



2

Average



3



4

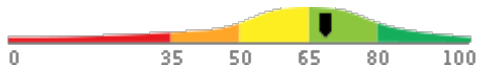
High or desirable self-rating



5

Managing and Leading

Score: 68



Description:

Evaluates the candidate's ability in the area of Managing and Leading, with an aim to determine the degree of training and/or practice that will be required before the candidate can be expected to become productive.

Interpretation:

The candidate's score in this area should contribute to enhanced overall job performance.

Scores indicate good Managing and Leading ability. Candidate is likely ready to be productive with very little basic training or with immediate entry into advanced training.

Tell me about a project or task where you had to use your Managing and Leading abilities.



1

Example didn't require or demonstrate ability.



2

Ability only moderately relevant or demonstrated.



3



4

Clearly relevant use and demonstration of ability.



5

Identity Confirmation Photos

The following photos of the candidate and any identification were uploaded during the assessment session.

Photo Analysis Results

- Risk:	Medium risk of cheating based on image inconsistencies
- Percent match among processed faces	100%
- Total images processed	17
- Total images with valid faces	14 (82%)
- Total pairs of faces compared	13
- Pairs in which faces matched	13 (100%)



Pre/Post-Test Photo



ID Photo



In-Test Error Detected (No Face Detected)



In-Test Error Detected (No Face Detected)



In-Test Error Detected (No Face Detected)



In-Test Photo



In-Test Photo



In-Test Photo



In-Test Photo



Pre/Post-Test Photo

Report Preparation Notes

- Hiring decisions should never be based on a single source of information. The most effective use of this assessment report is as a part of a multi-faceted program of candidate evaluation that includes resume review, interviews, and reference checks.
- Overall vs Percentiles Scores: The overall score reflects the success in the test, based on the mean (average) and standard deviation of the test scores. The percentile score reflects the percentage of test-takers who scored equal or below this overall score. We recommend you use the Overall Score as your primary evaluation criteria. However, percentile scores can often be useful in comparing specific candidates against one another and with a group, such as for test takers in a certain organization or within a certain account.
- Note that comparison information is calculated based on completed instances of this assessment at that time the assessment is scored. As additional instances are completed, the comparative data may change. You can always update a report to the current values by clicking on 'Recalculate Percentiles' within the online results viewing pages at www.hravatar.com.
- Most competency scores are norm-based, which means that they can be interpreted in terms of their distance from the average or mean score. For all scales, a score equal to the mean receives a score of 65 and scores above and below this value are set so that a score change of 15 equals one standard deviation.
- For linear competencies, higher is better across the entire scale. For these scales a score between 65 and 80 (light green) represents 0 to 1 standard deviation above the mean and a score above 80 (dark green) represents more than one standard deviation above the mean. Similarly, a score of 50 - 65 (yellow) represents 0 to 1 standard deviation below the mean, while a score of 35 - 50 (orange) equates to 1 to 2 standard deviations below the mean, and a score below 35 represents more than 2 standard deviations below the mean.
- Sim ID: 15938-1, Key: 0-0, Rpt: 13, Prd: 2837, Created: 2025-05-17 10:01 UTC
- UA: Mozilla/5.0 (Windows NT 6.3; Trident/7.0; Touch; rv:11.0) like Gecko

Score Calculation Detail

The following table provides a summary of how the overall score was calculated from the individual competency scores. Competency scores are calculated on a 0-100 scale by first calculating a Z statistic based on test-taker responses and then transforming the Z value to a scale with target mean and standard deviation. Certain competencies have a normal score distribution where it is best to be closest to the mean. For these competencies we modify the Z statistic by multiplying its absolute value by minus 1 for the overall score calculation. Next, to calculate the overall score, a weighted average of all modified competency Z statistics is computed and this weighted average is itself transformed to a Z statistic, which is then transformed to a score with the same target mean and standard deviation. Finally outlier scores are adjusted if they are below 0 or above 100.

Competency	Score	How applied to overall	Score Value Used	Weight (%)
Attention to Detail and Analytical Thinking	96.2893	Z-Statistic	2.0860	16.6667
Customer Orientation and Interaction	87.7831	Z-Statistic	1.5189	16.6667
Experimental Rating Item	91.8534	Z-Statistic	1.7902	16.6667
Following Policies and Procedures	75.4973	Z-Statistic	0.6998	16.6667
Managing and Leading	68.9757	Z-Statistic	0.2650	16.6667
Safety Awareness	90.3245	Z-Statistic	1.6883	16.6667
Weighted Average of Competency Z-Scores:				1.3414
Mean applied to Raw Weighted Avg:				0.0000
Standard Deviation applied to Raw Weighted Avg:				1.0000
Normalized Raw Score:				1.3414
Mean:				65.0000
Standard Deviation Used:				15.0000
Final Overall Score:				85.1206

Notes

(This area is intentionally blank - it's reserved as space for your notes.)