

Candidate: **Betty Penske**
Assessment: Workplace Simulation - Station Operations Manager
Completed: March 28, 2023
Prepared for: Susan Bookman
HR Avatar Data Collection Account

Test Results and Interview Guide

The Workplace Simulation - Station Operations Manager assessment measures key factors related to high performance and tenure in this job. Attribute types measured vary by test, but can include cognitive ability, skills, knowledge, personality characteristics, emotional intelligence, and past behavioral history. This report includes a one page summary, followed by detailed results with an embedded interview guide. Note that these results should always be used as a part of a balanced candidate selection process that includes independent evaluation steps, such as interviews and reference checks.

Overall

Candidate	Score	Interpretation
Betty Penske bettypenske@yourcompany.org Workplace Simulation - Station Operations Manager March 28, 2023 Summary: High Performance Potential	80	

Key

- ▼ Candidate Score
- Higher Risk
- Lower Risk
- Custom Baseline (Optional)

Competency Summary

Competency	Score	Interpretation
Cognitive Abilities (relates to job performance, problem-solving, ability to learn, etc.)		
Attention to Detail and Analytical Thinking	87	
Customer Orientation and Interaction	86	
Following Policies and Procedures	65	
Managing and Leading	71	
Skills/Knowledge (relates to immediate readiness)		
Safety Awareness	89	

Comparison

Percentile scores indicate how the candidate compares to other test-takers within various groups. The candidate scored equal to or better than the fraction of test-takers indicated by the percentile.

Test-Taker Group	Percentile	0	10	20	30	40	50	60	70	80	90	100	
Global	80th												
United States	66th												
HR Avatar Data	73rd												

Assessment Overview

This assessment provides scores for a number of important factors and competencies that are related to success on the job. Scores are presented based on their potential impact on job performance.

Scores are presented individually on a scale of 0-100. In most cases, including the overall score, higher scores represent higher expected job performance. However, for some competencies, either extreme low or extreme high scores indicate a risk of lower performance. Refer to the interpretation section of each competency for additional information.

Individual competency scores are also combined into a single overall score. Please note that individual competencies are weighted differently, depending on their type, and on fine adjustments based on data from the US Government's Occupational Data Network (O*Net).

Each competency measured includes one or more suggested interview questions, in an easy-to-use format. These questions should be used for additional probing, especially when the score shows an area of relative weakness.

Some of the competencies measured evaluate preferences for doing (or not doing) specific activities. Scores for these competencies can be used to evaluate job-fit.

We wish to emphasize that the data contained in this report should be used as part of a comprehensive process for evaluating job candidates. Additional data should include in-person interviews, job tryouts, resume review, and background checks.

Detail

Candidate: **Betty Penske**, bettypenske@yourcompany.org
 Assessment: Workplace Simulation - Station Operations Manager
 Authorized: March 28, 2023, by Susan Bookman, HR Avatar Data Collection Account, sue.bookman@richardson.biz
 Started: March 28, 2023 at 8:00:10 AM EST
 Completed: March 28, 2023 at 8:00:10 AM EST
 Overall Score: 80

Cognitive Abilities Detail







This section contains a list of job-related cognitive abilities that have been evaluated in a job-like context using HR Avatar's simulation technology. Studies have demonstrated that cognitive abilities are highly correlated with job performance for many jobs. Abilities also correlate with problem-solving and the ability to learn quickly.

Detail	Interview Guide
<p>Attention to Detail and Analytical Thinking Score: 87</p> <p><i>Description:</i> Evaluates the candidate's ability in the area of Attention to Detail and Analytical Thinking, with an aim to determine the degree of training and/or practice that will be required before the candidate can be expected to become productive.</p> <p><i>Interpretation:</i> High scores in this area correlate with superior performance for many jobs.</p> <p>Scores indicate solid Attention to Detail and Analytical Thinking ability. Candidate is likely ready to be productive without basic training or with immediate entry into advanced training.</p>	<p>Tell me about a project or task where you had to use your Attention to Detail and Analytical Thinking abilities.</p> <div style="display: flex; justify-content: space-around; align-items: center;"> <div style="text-align: center;">★ 1 Example didn't require or demonstrate ability.</div> <div style="text-align: center;">★ 2 Ability only moderately relevant or demonstrated.</div> <div style="text-align: center;">★ 3</div> <div style="text-align: center;">★ 4</div> <div style="text-align: center;">★ 5 Clearly relevant use and demonstration of ability.</div> </div>

Detail	Interview Guide
<p>Customer Orientation and Interaction Score: 86</p>  <p><i>Description:</i> Evaluates the candidate's ability in the area of Customer Service, with an aim to determine the degree of training and/or practice that will be required before the candidate can be expected to become productive.</p> <p><i>Interpretation:</i> High scores in this area correlate with superior performance for many jobs.</p> <p>Scores indicate solid Customer Service ability. Candidate is likely ready to be productive without basic training or with immediate entry into advanced training.</p>	<p>Tell me about a project or task where you had to use your Customer Service abilities.</p> <div style="display: flex; justify-content: space-around; align-items: center;"> <div style="text-align: center;">★ 1 Example didn't require or demonstrate ability.</div> <div style="text-align: center;">★ 2 Ability only moderately relevant or demonstrated.</div> <div style="text-align: center;">★ 3 Ability only moderately relevant or demonstrated.</div> <div style="text-align: center;">★ 4 Clearly relevant use and demonstration of ability.</div> <div style="text-align: center;">★ 5 Clearly relevant use and demonstration of ability.</div> </div>
<p>Following Policies and Procedures Score: 65</p>  <p><i>Description:</i> Evaluates the candidate's ability in the area of Following Policies and Procedures, with an aim to determine the degree of training and/or practice that will be required before the candidate can be expected to become productive.</p> <p><i>Interpretation:</i> Strong scores in this area correlate with above average performance for many jobs.</p> <p>Scores indicate good Following Policies and Procedures ability. Candidate is likely ready to be productive with very little basic training or with immediate entry into advanced training.</p>	<p>Tell me about a project or task where you had to use your Following Policies and Procedures abilities.</p> <div style="display: flex; justify-content: space-around; align-items: center;"> <div style="text-align: center;">★ 1 Example didn't require or demonstrate ability.</div> <div style="text-align: center;">★ 2 Ability only moderately relevant or demonstrated.</div> <div style="text-align: center;">★ 3 Ability only moderately relevant or demonstrated.</div> <div style="text-align: center;">★ 4 Clearly relevant use and demonstration of ability.</div> <div style="text-align: center;">★ 5 Clearly relevant use and demonstration of ability.</div> </div>
<p>Managing and Leading Score: 71</p>  <p><i>Description:</i> Evaluates the candidate's ability in the area of Managing and Leading, with an aim to determine the degree of training and/or practice that will be required before the candidate can be expected to become productive.</p> <p><i>Interpretation:</i> Strong scores in this area correlate with above average performance for many jobs.</p> <p>Scores indicate good Managing and Leading ability. Candidate is likely ready to be productive with very little basic training or with immediate entry into advanced training.</p>	<p>Tell me about a project or task where you had to use your Managing and Leading abilities.</p> <div style="display: flex; justify-content: space-around; align-items: center;"> <div style="text-align: center;">★ 1 Example didn't require or demonstrate ability.</div> <div style="text-align: center;">★ 2 Ability only moderately relevant or demonstrated.</div> <div style="text-align: center;">★ 3 Ability only moderately relevant or demonstrated.</div> <div style="text-align: center;">★ 4 Clearly relevant use and demonstration of ability.</div> <div style="text-align: center;">★ 5 Clearly relevant use and demonstration of ability.</div> </div>

Knowledge and Skills Detail

This section contains a list of job-related knowledge areas and skills that have been evaluated. Low scores in these areas often indicate that additional learning may be required before top performance can be achieved.


Detail	Interview Guide
<p>Safety Awareness Score: 89</p>  <p><i>Description:</i> The ability to understand safety guidelines, recognize situations where safety risk is elevated, and take action to reduce risk.</p> <p><i>Interpretation:</i> Candidate should achieve superior job performance in this area with little or no training.</p> <p>Demonstrates a high level of safety awareness.</p>	<p>Describe why you think safety is important in a transportation system and how you would ensure you enforce safety rules.</p> <div style="display: flex; justify-content: space-around; align-items: center;"> <div style="text-align: center;">  1 Example didn't require or demonstrate skills. </div> <div style="text-align: center;">  2 Somewhat vague on either importance or actions to be taken. </div> <div style="text-align: center;">  3 Clear, concise answers. </div> <div style="text-align: center;">  4 </div> <div style="text-align: center;">  5 </div> </div>

Identity Confirmation Photos

The following photos of the candidate and any identification were uploaded during the assessment session.

Photo Analysis Results


- Risk:	Medium risk of cheating based on image inconsistencies
- Percent match among processed faces	100%
- Total images processed	17
- Total images with valid faces	14 (82%)
- Total pairs of faces compared	13
- Pairs in which faces matched	13 (100%)




Pre/Post-Test Photo



ID Photo



In-Test Error Detected (No Face Detected)




In-Test Error Detected (No Face Detected)




In-Test Error Detected (No Face Detected)




In-Test Photo




In-Test Photo



In-Test Photo



In-Test Photo



Pre/Post-Test Photo

Report Preparation Notes

- Hiring decisions should never be based on a single source of information. The most effective use of this assessment report is as a part of a multi-faceted program of candidate evaluation that includes resume review, interviews, and reference checks.
- Overall vs Percentiles Scores: The overall score reflects the success in the test, based on the mean (average) and standard deviation of the test scores. The percentile score reflects the percentage of test-takers who scored equal or below this overall score. We recommend you use the Overall Score as your primary evaluation criteria. However, percentile scores can often be useful in comparing specific candidates against one another and with a group, such as for test takers in a certain organization or within a certain account.
- Note that comparison information is calculated based on completed instances of this assessment at that time the assessment is scored. As additional instances are completed, the comparative data may change. You can always update a report to the current values by clicking on "Recalculate Percentiles" within the online results viewing pages at www.hravatar.com.
- Most competency scores are norm-based, which means that they can be interpreted in terms of their distance from the average or mean score. For all scales, a score equal to the mean receives a score of 65 and scores above and below this value are set so that a score change of 15 equals one standard deviation.
- For linear competencies, higher is better across the entire scale. For these scales a score between 65 and 80 (light green) represents 0 to 1 standard deviation above the mean and a score above 80 (dark green) represents more than one standard deviation above the mean. Similarly, a score of 50 - 65 (yellow) represents 0 to 1 standard deviation below the mean, while a score of 35 - 50 (orange) equates to 1 to 2 standard deviations below the mean, and a score below 35 represents more than 2 standard deviations below the mean.
- Sim ID: 7259-5, Key: 0-0, Rpt: 13, Prd: 2837, Created: 2023-03-28 13:00 UTC
- UA: Mozilla/5.0 (Windows NT 6.3; Trident/7.0; Touch; rv:11.0) like Gecko

Score Calculation Detail

The following table provides a summary of how the overall score was calculated from the individual competency scores. Competency scores are calculated on a 0-100 scale by first calculating a Z statistic based on test-taker responses and then transforming the Z value to a scale with target mean and standard deviation. Certain competencies have a normal score distribution where it is best to be closest to the mean. For these competencies we modify the Z statistic by multiplying its absolute value by minus 1 for the overall score calculation. Next, to calculate the overall score, a weighted average of all modified competency Z statistics is computed and this weighted average is itself transformed to a Z statistic, which is then transformed to a score with the same target mean and standard deviation. Finally outlier scores are adjusted if they are below 0 or above 100.

Competency	Score	How applied to overall	Score Value Used	Weight (%)
Attention to Detail and Analytical Thinking	87.6335	Z-Statistic	1.5089	20.0000
Customer Orientation and Interaction	86.4500	Z-Statistic	1.4300	20.0000
Following Policies and Procedures	65.6667	Z-Statistic	0.0444	20.0000
Managing and Leading	71.7962	Z-Statistic	0.4531	20.0000
Safety Awareness	89.2639	Z-Statistic	1.6176	20.0000
Weighted Average of Competency Z-Scores:				1.0108
Mean applied to Raw Weighted Avg:				0.0000
Standard Deviation applied to Raw Weighted Avg:				1.0000
Normalized Raw Score:				1.0108
Mean:				65.0000
Standard Deviation Used:				15.0000
Final Overall Score:				80.1620

Notes

(This area is intentionally blank - it's reserved as space for your notes.)