

Candidate: **Betty Penske**
Assessment: Comprehensive Written English (US English)
Completed: February 9, 2023
Prepared for: Susan Bookman
HR Avatar Data Collection Account

Test Results and Interview Guide

The Comprehensive Written English (US English) assessment measures key factors related to high performance and tenure in this job. Attribute types measured vary by test, but can include cognitive ability, skills, knowledge, personality characteristics, emotional intelligence, and past behavioral history. This report includes a one page summary, followed by detailed results with an embedded interview guide. Note that these results should always be used as a part of a balanced candidate selection process that includes independent evaluation steps, such as interviews and reference checks.

Overall

Candidate	Score	Interpretation
Betty Penske bettypenske@yourcompany.org Comprehensive Written English (US English) February 9, 2023 The candidate's scores indicates a strong ability to communicate through written English in a consistently concise and accurate manner.	85	

Key

- ▼ Candidate Score
- Higher Risk
- Lower Risk
- Custom Baseline (Optional)

Competency Summary

Competency	Score	Interpretation
Skills/Knowledge (relates to immediate readiness)		
English Word Usage	69	
Grammar	80	
Proofreading	85	
Reading Comprehension	86	
Spelling	94	
Writing	98	

Comparison

Percentile scores indicate how the candidate compares to other test-takers within various groups. The candidate scored equal to or better than the fraction of test-takers indicated by the percentile.

Test-Taker Group	Percentile	0	10	20	30	40	50	60	70	80	90	100	
Global	85th												
United States	71st												
HR Avatar Data	79th												

Assessment Overview

This assessment evaluates various English language skills which are often helpful and sometimes critical for success on many jobs. Scores are presented based on their potential impact on job performance.

Detail

Candidate: **Betty Penske**, bettypenske@yourcompany.org
 Assessment: Comprehensive Written English (US English)
 Authorized: February 9, 2023, by Susan Bookman, HR Avatar Data Collection Account, sue.bookman@richardson.biz
 Started: February 9, 2023 at 12:49:33 AM EST
 Completed: February 9, 2023 at 12:49:33 AM EST
 Overall Score: 85

Knowledge and Skills Detail

This section contains a list of job-related knowledge areas and skills that have been evaluated. Low scores in these areas often indicate that additional learning may be required before top performance can be achieved.

Detail	Interview Guide
<p>English Word Usage Score: 69</p> <p><i>Description:</i> Evaluate the candidate's ability to express thoughts, questions, and responses by choosing the proper words to use within a sentence. Addresses usage of adjectives, adverbs, nouns, prepositions, and pronouns.</p> <p><i>Interpretation:</i> Candidate should achieve above average job performance in this area with little or no training.</p> <p>Demonstrates an above average understanding of how various words fit together within a sentence. Usually able to express thoughts, questions, and information clearly.</p>	<p>Describe how you have developed your English speaking and writing ability, to make sure you can communicate clearly when necessary.</p> <p style="text-align: center;">★ ★ ★ ★ ★ 1 2 3 4 5</p> <p>No clear activity to develop English capability. Some education or training. Occasional practice. First-language or formal training plus regular practice activities.</p> <hr/> <p>What can you do to improve your English language skills so you can communicate clearly?</p> <p style="text-align: center;">★ ★ ★ ★ ★ 1 2 3 4 5</p> <p>No desire or plan for improvement. Passive or on-the-job approach. Clear intention and plan.</p>
<p>Grammar Score: 80</p> <p><i>Description:</i> Evaluates a candidate's knowledge of grammar rules, including sentence structure, subject-verb agreement, punctuation, conjunctions, contractions, and common writing errors.</p> <p><i>Interpretation:</i> Candidate should achieve superior job performance in this area with little or no training.</p> <p>Significantly above average. Consistently identifies grammar errors quickly and accurately. Submitted work typically requires little or no review prior to sending to end users or customers.</p>	<p>Tell me about a time when you had to write something persuasive. What did you write, and what steps did you take to make sure it was effective?</p> <p style="text-align: center;">★ ★ ★ ★ ★ 1 2 3 4 5</p> <p>Unable to provide example of persuasive writing. Example acknowledges importance of review and following grammar and structure rules. Example demonstrates success writing persuasive material and incorporates steps to ensure correct grammar and formatting.</p>

Detail	Interview Guide
<p>Proofreading Score: 85</p> <p><i>Description:</i> Evaluates a candidate's ability to review memos or letters for errors in grammar or spelling.</p> <p><i>Interpretation:</i> Candidate should achieve superior job performance in this area with little or no training.</p> <p>Significantly above average. Consistently identifies issues quickly and accurately. Submitted work typically requires little or no review prior to sending to end users or customers.</p>	<p>Tell me about a time when a colleague or friend asked you to review their written work. What did you review, and what feedback did you provide?</p> <p style="text-align: center;"> ★ 1 ★ 2 ★ 3 ★ 4 ★ 5 </p> <p>Writing and grammar are not relevant to the example.</p> <p>Example demonstrates an understanding of what to look for in written work.</p> <p>Example demonstrates fast review and constructive feedback. Colleague asks for future help.</p>
<p>Reading Comprehension Score: 86</p> <p><i>Description:</i> The ability to process text, understand its meaning, and to integrate with what the reader already knows.</p> <p><i>Interpretation:</i> Candidate should achieve superior job performance in this area with little or no training.</p> <p>Significantly above average. Strong ability to read and understand written English.</p>	
<p>Spelling Score: 94</p> <p><i>Description:</i> Evaluates a candidate's ability to spell words. Candidates hear a word and must type in the word using a computer screen and keyboard at both an acceptable rate of speed and degree of accuracy.</p> <p><i>Interpretation:</i> Candidate should achieve superior job performance in this area with little or no training.</p> <p>Significantly above average. Consistently spells correctly. Submitted work typically requires little or no review prior to sending to end users or customers.</p>	<p>Tell me about a time when you had to transcribe information. What did you transcribe, and what was the outcome?</p> <p style="text-align: center;"> ★ 1 ★ 2 ★ 3 ★ 4 ★ 5 </p> <p>Unable to provide example.</p> <p>Example demonstrates experience listening and accurately conveying information.</p> <p>Example demonstrates experience listening and accurately conveying information under pressure.</p>

Detail	Interview Guide
<p>Writing Score: 98</p> <p><i>Description:</i> Evaluates the candidate's ability to write effectively.</p> <p><i>Interpretation:</i> Superior writing skills can positively impact performance in many jobs.</p> <p>Significantly above average. Conveys ideas accurately in a clear, concise and succinct format. See writing sample section of report for raw essay(s) submitted.</p> <ul style="list-style-type: none"> • Raw computed score: 80 • Computed score confidence: 75 • Approximate Word Count: 247 <p>Please see below to view the essay submitted.</p>	<p>Are you comfortable when you need to express yourself through writing? Do you feel confident you can get the right message across? Tell me about a project or task where your writing skills were required for success. How did it go?</p> <div style="display: flex; justify-content: space-around; align-items: center;"> <div style="text-align: center;"> 1 Not confident in own writing ability. Prefers speaking. </div> <div style="text-align: center;"> 2 Somewhat confident in own writing ability. Writes frequently. </div> <div style="text-align: center;"> 3 Very confident in ability to write. Has received compliments on clarity of written correspondences. </div> <div style="text-align: center;"> 4 </div> <div style="text-align: center;"> 5 </div> </div>

Writing Sample(s)

During the assessment, the candidate was asked to write one or more passages. The text they wrote is included in the table below for review.


Writing Sample - Question	Response
<p>Please write an essay describing the HR Avatar essay feature.</p>	<p>This is a sample essay. In a real test situation, the candidate or test taker would write an essay as a part of their assessment, in response to the question associated with this entry. All reports will share their writing as received. In some cases, our artificial intelligence engine will process their response to create a numerical score. Our system also checks for plagiarism, both among previously submitted essays, and the broader Internet. Additionally, spelling, grammar, and style checks are performed.</p> <p>Essay typically are from 150 to 600 words. They can be written in response to an explicit question, or they can be free-form responses to general questions.</p>

Identity Confirmation Photos

The following photos of the candidate and any identification were uploaded during the assessment session.

Photo Analysis Results


- Risk:	Medium risk of cheating based on image inconsistencies
- Percent match among processed faces	100%
- Total images processed	17
- Total images with valid faces	14 (82%)
- Total pairs of faces compared	13
- Pairs in which faces matched	13 (100%)




Pre/Post-Test Photo




ID Photo



In-Test Error Detected (No Face Detected)




In-Test Error Detected (No Face Detected)




In-Test Error Detected (No Face Detected)




In-Test Photo




In-Test Photo



In-Test Photo



In-Test Photo



Pre/Post-Test Photo

Report Preparation Notes

- Hiring decisions should never be based on a single source of information. The most effective use of this assessment report is as a part of a multi-faceted program of candidate evaluation that includes resume review, interviews, and reference checks.
- Overall vs Percentiles Scores: The overall score reflects the success in the test, based on the mean (average) and standard deviation of the test scores. The percentile score reflects the percentage of test-takers who scored equal or below this overall score. We recommend you use the Overall Score as your primary evaluation criteria. However, percentile scores can often be useful in comparing specific candidates against one another and with a group, such as for test takers in a certain organization or within a certain account.
- Note that comparison information is calculated based on completed instances of this assessment at that time the assessment is scored. As additional instances are completed, the comparative data may change. You can always update a report to the current values by clicking on "Recalculate Percentiles" within the online results viewing pages at www.hravatar.com.
- Most competency scores are norm-based, which means that they can be interpreted in terms of their distance from the average or mean score. For all scales, a score equal to the mean receives a score of 65 and scores above and below this value are set so that a score change of 15 equals one standard deviation.
- For linear competencies, higher is better across the entire scale. For these scales a score between 65 and 80 (light green) represents 0 to 1 standard deviation above the mean and a score above 80 (dark green) represents more than one standard deviation above the mean. Similarly, a score of 50 - 65 (yellow) represents 0 to 1 standard deviation below the mean, while a score of 35 - 50 (orange) equates to 1 to 2 standard deviations below the mean, and a score below 35 represents more than 2 standard deviations below the mean.
- Sim ID: 12535-2, Key: 0-0, Rpt: 16, Prd: 4773, Created: 2023-02-09 05:49 UTC
- UA: Mozilla/5.0 (Windows NT 6.3; Trident/7.0; Touch; rv:11.0) like Gecko

Score Calculation Detail

The following table provides a summary of how the overall score was calculated from the individual competency scores. Competency scores are calculated on a 0-100 scale by first calculating a Z statistic based on test-taker responses and then transforming the Z value to a scale with target mean and standard deviation. Certain competencies have a normal score distribution where it is best to be closest to the mean. For these competencies we modify the Z statistic by multiplying its absolute value by minus 1 for the overall score calculation. Next, to calculate the overall score, a weighted average of all modified competency Z statistics is computed and this weighted average is itself transformed to a Z statistic, which is then transformed to a score with the same target mean and standard deviation. Finally outlier scores are adjusted if they are below 0 or above 100.

Competency	Score	How applied to overall	Score Value Used	Weight (%)
English Word Usage	69.9492	Z-Statistic	0.3299	16.6667
Grammar	80.5732	Z-Statistic	1.0382	16.6667
Proofreading	85.8475	Z-Statistic	1.3898	16.6667
Reading Comprehension	86.7648	Z-Statistic	1.4510	16.6667
Spelling	94.3460	Z-Statistic	1.9564	16.6667
Writing	98.0486	Z-Statistic	2.2032	16.6667
Weighted Average of Competency Z-Scores:				1.3948
Mean applied to Raw Weighted Avg:				0.0000
Standard Deviation applied to Raw Weighted Avg:				1.0000
Normalized Raw Score:				1.3948
Mean:				65.0000
Standard Deviation Used:				15.0000
Final Overall Score:				85.9215

Notes

(This area is intentionally blank - it's reserved as space for your notes.)