

Test Results and Interview Guide


Candidate: **Richard Wantsajob**
Assessment: Money Handling (Bank Teller) (US)
Completed: November 15, 2024
Prepared for: Sara Maple
Example Company

What's Included

- Overall Score
- Competency Summary Table
- Comparison Matrix
- Detailed Competency Results with Interview Guide

Important Note: The Money Handling (Bank Teller) (US) assessment measures key factors related to high performance and tenure in this job. Attribute types measured vary by test, but can include cognitive ability, skills, knowledge, personality characteristics, emotional intelligence, and past behavioral history. This report includes a one page summary, followed by detailed results with an embedded interview guide. Note that these results should always be used as a part of a balanced candidate selection process that includes independent evaluation steps, such as interviews and reference checks.

Overall





Candidate	Score	Interpretation
Richard Wantsajob rich.wantsajob@gmail.com Money Handling (Bank Teller) (US) November 15, 2024	79	

The candidate's scores indicate moderate to high performance potential for bank teller and money handling jobs. We recommend that this score be used in conjunction with a comprehensive process for evaluating potential performance, including the specific knowledge, skills, and abilities required for a particular job.

Key




- Candidate Score
- Higher Risk
- Lower Risk

Competency Summary

Competency	Score	Interpretation
Skills/Knowledge (relates to immediate readiness)		
Counting Cash	91	
Disbursing Cash	70	
Recognizing Counterfeit Money	73	
Standard Cash Packaging	84	

Comparison

Percentile scores indicate how the candidate compares to other test-takers within various groups. The candidate scored equal to or better than the fraction of test-takers indicated by the percentile.

Test-Taker Group	Percentile	0	10	20	30	40	50	60	70	80	90	100	
Global	79th												
United States	66th												
Example Company	73rd												

Detail

Candidate: **Richard Wantsajob**, rich.wantsajob@gmail.com
 Assessment: Money Handling (Bank Teller) (US)
 Authorized: November 15, 2024, by Sara Maple, Example Company, qamailsaram.mike@hravatar.com
 Started: November 14, 2024, 9:59:09PM EST
 Completed: November 14, 2024, 9:59:09PM EST
 Overall Score: 79

Knowledge and Skills Detail

This section contains a list of job-related knowledge areas and skills that have been evaluated. Low scores in these areas often indicate that additional learning may be required before top performance can be achieved.

Detail
Interview Guide

Counting Cash

Score: 91



Description:

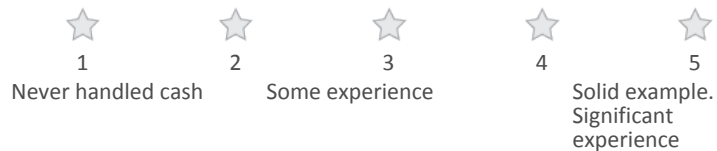
The ability to count physical cash instruments accurately and efficiently.

Interpretation:

Candidate should achieve superior job performance in this area with little or no training.

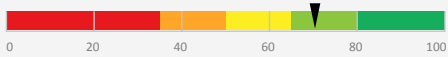
Demonstrates a very high level of proficiency at counting cash.

Have you ever had to take cash from customers and give them back change?



Disbursing Cash

Score: 70



Description:

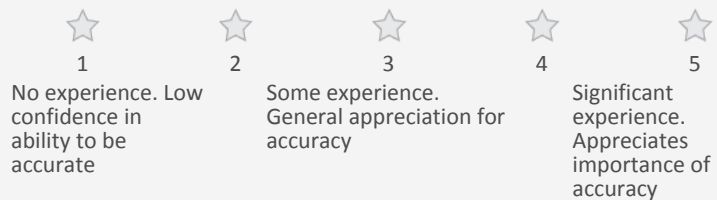
The ability to draw an accurate amount of cash from a cash drawer efficiently.

Interpretation:

Candidate should achieve above average job performance in this area with little or no training.

Demonstrates above proficiency and disbursing cash accurately.

Have you ever been assigned duties of disbursing cash to customers? How would you ensure you are accurate with your disbursements?



Detail Interview Guide

Recognizing Counterfeit Money

Score: 73



Description:

Demonstrates working familiarity of counterfeit detection methods, and features of various printed bills.

Interpretation:

Candidate should achieve above average job performance in this area with little or no training.

Demonstrates above average working knowledge of counterfeit detection features of US bills.

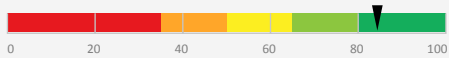
Have you ever received training on how to recognize counterfeit money?

1 2 3 4 5

Never trained. Some training. Possibly too long ago. Has received recent training.

Standard Cash Packaging

Score: 84



Description:

Knowledge of standard cash packaging practices, including coin rolls and bill straps.

Interpretation:

Candidate should achieve superior job performance in this area with little or no training.

Demonstrates a high level of knowledge of standard cash packaging practices and techniques.

What do you know about how cash is packaged for shipment to and from banks?

1 2 3 4 5


No knowledge. Some knowledge. Strong Knowledge.

Identity Confirmation Photos

The following photos of the candidate and any identification were uploaded during the assessment session.

Photo Analysis Results


- Risk:	Medium risk of cheating based on image inconsistencies
- Percent match among processed faces	100%
- Total images processed	17
- Total images with valid faces	14 (82%)
- Total pairs of faces compared	13
- Pairs in which faces matched	13 (100%)




Pre/Post-Test Photo




ID Photo



In-Test Error Detected (No Face Detected)




In-Test Error Detected (No Face Detected)




In-Test Error Detected (No Face Detected)




In-Test Photo




In-Test Photo



In-Test Photo



In-Test Photo



Pre/Post-Test Photo

Report Preparation Notes

- Hiring decisions should never be based on a single source of information. The most effective use of this assessment report is as a part of a multi-faceted program of candidate evaluation that includes resume review, interviews, and reference checks.
- Overall vs Percentiles Scores: The overall score reflects the success in the test, based on the mean (average) and standard deviation of the test scores. The percentile score reflects the percentage of test-takers who scored equal or below this overall score. We recommend you use the Overall Score as your primary evaluation criteria. However, percentile scores can often be useful in comparing specific candidates against one another and with a group, such as for test takers in a certain organization or within a certain account.
- Note that comparison information is calculated based on completed instances of this assessment at that time the assessment is scored. As additional instances are completed, the comparative data may change. You can always update a report to the current values by clicking on 'Recalculate Percentiles' within the online results viewing pages at www.hravatar.com.
- Most competency scores are norm-based, which means that they can be interpreted in terms of their distance from the average or mean score. For all scales, a score equal to the mean receives a score of 65 and scores above and below this value are set so that a score change of 15 equals one standard deviation.
- For linear competencies, higher is better across the entire scale. For these scales a score between 65 and 80 (light green) represents 0 to 1 standard deviation above the mean and a score above 80 (dark green) represents more than one standard deviation above the mean. Similarly, a score of 50 - 65 (yellow) represents 0 to 1 standard deviation below the mean, while a score of 35 - 50 (orange) equates to 1 to 2 standard deviations below the mean, and a score below 35 represents more than 2 standard deviations below the mean.
- Sim ID: 14560-1, Key: 0-0, Rpt: 68, Prd: 5344, Created: 2024-11-15 02:59 UTC
- UA: Mozilla/5.0 (Windows NT 6.3; Trident/7.0; Touch; rv:11.0) like Gecko

Score Calculation Detail

The following table provides a summary of how the overall score was calculated from the individual competency scores. Competency scores are calculated on a 0-100 scale by first calculating a Z statistic based on test-taker responses and then transforming the Z value to a scale with target mean and standard deviation. Certain competencies have a normal score distribution where it is best to be closest to the mean. For these competencies we modify the Z statistic by multiplying its absolute value by minus 1 for the overall score calculation. Next, to calculate the overall score, a weighted average of all modified competency Z statistics is computed and this weighted average is itself transformed to a Z statistic, which is then transformed to a score with the same target mean and standard deviation. Finally outlier scores are adjusted if they are below 0 or above 100.

Competency	Score	How applied to overall	Score Value Used	Weight (%)
Counting Cash	91.7587	Z-Statistic	1.7839	25.0000
Disbursing Cash	70.2568	Z-Statistic	0.3505	25.0000
Recognizing Counterfeit Money	73.1860	Z-Statistic	0.5457	25.0000
Standard Cash Packaging	84.1922	Z-Statistic	1.2795	25.0000
Weighted Average of Competency Z-Scores:				0.9899
Mean applied to Raw Weighted Avg:				0.0000
Standard Deviation applied to Raw Weighted Avg:				1.0000
Normalized Raw Score:				0.9899
Mean:				65.0000
Standard Deviation Used:				15.0000
Final Overall Score:				79.8484

Notes

(This area is intentionally blank - it's reserved as space for your notes.)