

Test Results and Interview Guide

Candidate: **Elizabeth Wantsajob**
Assessment: Engineer - Civil (Spanish)
Completed: May 8, 2026
Prepared for: Sara Maple
Example Company

What's Included

- Overall Score
- Competency Summary Table
- Comparison Matrix
- Detailed Competency Results with Interview Guide

Important Note: The Engineer - Civil (Spanish) assessment measures key factors related to high performance and tenure in this job. Attribute types measured vary by test, but can include cognitive ability, skills, knowledge, personality characteristics, emotional intelligence, and past behavioral history. This report includes a one page summary, followed by detailed results with an embedded interview guide. Note that these results should always be used as a part of a balanced candidate selection process that includes independent evaluation steps, such as interviews and reference checks.

Overall

Candidate	Score	Interpretation
Elizabeth Wantsajob beth.wantsajob@gmail.com Engineer - Civil (Spanish) May 8, 2026 Summary: Moderate to High Performance Potential	67	

Potential Risk Areas

- Low Integrity score could indicate potential issues with reliability.

Key

- █ Candidate Score
- █ Higher Risk
- █ Lower Risk

Competency Summary

Competency	Score	Interpretation
Cognitive Abilities (relates to job performance, problem-solving, ability to learn, etc.)		
Analytical Thinking and Attention to Detail	63	
Skills/Knowledge (relates to immediate readiness)		
Writing	62	
Personality Characteristics (relates to fit with the job/team environment)		
Adaptability	88	
Integrity	10	
Drive	83	
Resilience	63	
Teamwork	77	
Emotional Intelligence (relates to situational judgment, performance and teamwork)		
Empathy and Emotional Self-Control	70	
Behavioral History (relates to performance and turnover)		
History Survey - Performance	97	
History Survey - Tenure	74	

↑ Importance to Job

Comparison

Percentile scores indicate how the candidate compares to other test-takers within various groups. The candidate scored equal to or better than the fraction of test-takers indicated by the percentile.

Test-Taker Group	Percentile	0	10	20	30	40	50	60	70	80	90	100	
Global	67th												
North America	55th												
United States	55th												
Example Company	62nd												

Artificial Intelligence (AI) Generated Scores

This table includes one or more scores derived from a large language model AI query. AI-derived scores are non-deterministic. That is, they are not precisely repeatable. Therefore, these scores should always be treated as supplementary information and should never be used exclusively or compared to hard cutoff values.

Estimated Value	Score	Confidence	Interpretation
Job Match: Ingeniero Civil	82	0.8	<p>Summary Points (AI):</p> <ul style="list-style-type: none"> • (Generic Text for Sample Report) Exceptional Writing competency is a critical asset for the email communication component of this customer service role. • Customer Service Fundamentals and Customer Service Mindset scores are among her highest, directly aligning with the core knowledge requirements of the job. • High Empathy and Emotional Self-Control and Integrity scores are well-suited for handling complaints, resolving disputes, and maintaining professionalism. • Strong Adaptability score supports the varied nature of customer service work and the required on-the-job learning period. • Resilience and Drive scores indicate a motivated candidate capable of sustaining performance in a demanding customer-facing environment. • Multitasking competency is adequate for managing multiple concurrent customer interactions, though there is room for improvement. • Teamwork score is moderate, which is sufficient but worth monitoring given the need to refer unresolved issues to other departments. • Analytical Thinking and Attention to Detail is the lowest-rated competency, posing a moderate risk for tasks requiring accurate record-keeping, data entry, and verification of resolutions. • History Survey - Performance score is relatively lower, introducing some uncertainty about consistency of past job performance. • Overall competency profile strongly favors customer-facing, communication-heavy responsibilities while showing some gaps in detail-oriented and analytical tasks. <p>Narrative (AI): Elizabeth Wantsajob demonstrates strong alignment with the Ingeniero Civil role across several key dimensions. Her standout strengths include an exceptional Writing competency, which is critical for the email communication component of this role, as well as high scores in Customer Service Fundamentals and Customer Service Mindset, directly mapping to the core knowledge and service orientation required by the job description. Her strong Empathy and Emotional Self-Control and Integrity scores are well-suited for handling customer complaints, resolving disputes, and maintaining professionalism in challenging interactions. Adaptability is also a notable strength, which supports the varied nature of customer service work and the on-the-job learning curve expected in this role. Her Resilience and Drive scores indicate a candidate who is motivated and capable of persisting through the demands of a customer-facing position. Multitasking and Teamwork scores are solid, supporting the need to manage multiple customer interactions and collaborate with internal departments. On the weaker side, her Analytical Thinking and Attention to Detail score is the lowest among her competencies, which is a moderate concern given the job's emphasis on accurately keeping records of customer interactions, verifying</p>

Estimated Value	Score	Confidence	Interpretation
			<p>information, and ensuring appropriate resolutions are applied. Her History Survey - Performance score is also relatively lower, which introduces some uncertainty around her past job performance consistency. Overall, Elizabeth is a strong candidate for this role, with competency gaps that are limited and potentially addressable through the training period outlined in the job description.</p> <p>Computed on: April 1, 2026, 8:58:32 PM EDT</p>

Detail

Candidate: Elizabeth Wantsajob, beth.wantsajob@gmail.com
 Assessment: Engineer - Civil (Spanish)
 Authorized: May 8, 2026, by Sara Maple, Example Company, qamailsaram.mike@hravatar.com
 Started: May 8, 2026, 8:30:21 AM EDT
 Completed: May 8, 2026, 8:30:21 AM EDT
 Overall Score: 67

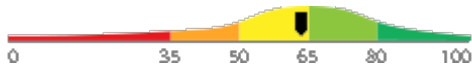
Cognitive Abilities Detail

This section contains a list of job-related cognitive abilities that have been evaluated in a job-like context using simulation technology. Studies have demonstrated that cognitive abilities are highly correlated with job performance for many jobs. Abilities also correlate with problem-solving and the ability to learn quickly.

Detail
Interview Guide

Analytical Thinking and Attention to Detail

Score: 63



Description:

This scale indicates both the capacity to think in a thoughtful, discerning way, to solve problems, utilize resources, analyze data, and apply attention to detail. Individuals who demonstrate high amounts of analytical thinking are able to recognize patterns rapidly, navigate through problems, and resolve difficult problems systematically. Individuals who demonstrate high attention to detail produce work products that are consistently accurate and require little checking. They rarely forget schedule commitments or overlook even the smallest details.

Interpretation:

Scores in this area correlate with average performance for many jobs.

Sometimes able to think in a thoughtful, discerning way, though may require significant assistance in certain circumstances. Capable of solving moderate problems, planning moderately-featured tasks and projects, organizing resources, and analyzing moderately complex data. Often able to achieve thoroughness and accuracy in a work task, but occasionally overlooks important or meaningful information that can impact quality. Requires a moderate amount of oversight and checking to maintain consistency.

Can you give me an example of where your attention to detail or your thoughtful analysis of a situation helped make a project successful?



1 Poor example. Does not show attention to detail or analytical ability.
 2 Moderately relevant or impactful example.
 3
 4
 5 Strongly relevant and clear example.

Describe a time when you were given a problem without a lot of guidance or information. How did you handle that situation?



1 Unable to problem solve with ease, use a systematic approach, or utilize resources. Was not thoughtful.
 2 Demonstrates the ability to (1) problem solve with ease and (2) utilize resources. Doesn't do so systematically. Was thoughtful.
 3
 4
 5 Demonstrates the ability to (1) problem solve with ease, (2) use a systematic approach, and (3) utilize resources. Was thoughtful.

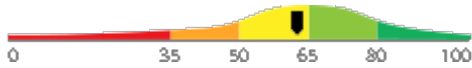
Knowledge and Skills Detail

This section contains a list of job-related knowledge areas and skills that have been evaluated. Low scores in these areas often indicate that additional learning may be required before top performance can be achieved.

Detail
Interview Guide

Writing

Score: 62



Description:

The ability to be concise, friendly, and accurate when drafting written communications.

Interpretation:

The candidate exhibits average writing skills, which can hinder high performance in some jobs.

Average writing style. Usually gets point across but may use extra words or inconsistent sentence structure. See writing sample section of report for raw essay(s) submitted.

- Overall AI Score: 65.0
- Approximate Word Count: 197
- Average words per minute while composing: 21.7
- AI Confidence Level: 80
- Argument Strength (AI): 60.0
- Clarity and Coherence (AI): 70.0
- Grammar and Mechanics (AI): 60.0
- Other Errors per 100 Words: 2.0
- Spelling errors per 100 words: 1.0

Please see below to view the essay submitted.

Are you comfortable when you need to express yourself through writing? Do you feel confident you can get the right message across? Tell me about a project or task where your writing skills were required for success. How did it go?



1

Not confident in own writing ability. Prefers speaking.



2

Somewhat confident in own writing ability. Writes frequently.



3



4



5

Very confident in ability to write. Has received compliments on clarity of written correspondences.

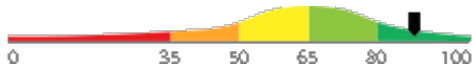
Personality Characteristics Detail

This section contains a list of personality characteristics that are frequently associated with job performance. Remember, these are not skills and do not indicate the ability to do a job. Rather, they can be used to evaluate the candidate's fit with the general needs of the job and the organizational culture. Sample interview questions are provided to gather more information.

Detail
Interview Guide

Adaptability

Score: 88



Description:

This scale reflects how accepting a person is of frequent or substantial changes in his or her job requirements. Changing work requirements usually cause stress and put pressure on an individual to adapt. High scorers usually thrive under changing work conditions, while low scorers may burn out or become paralyzed. In more stable job circumstances, high scorers may become bored, while low scorers would remain satisfied.

Interpretation:

The candidate's score in this area should contribute to enhanced overall job performance.

Thrives on change. Sees self as very flexible and easy-going. However, he or she may often be perceived as disinterested, unmotivated, or too easy-going in times of upheaval.

Describe a time where you had to adapt to some significant changes at work. How did you feel? How did you handle the change?



1

Feelings: Strong Dislike or Very Resistant. Weren't able to handle the change or needed significant help.



2

Feelings: Unfazed or Slightly Resistant. Handled the situation & change only impacted their work in a minor way.



3



4

Feelings: Excited or Comfortable. Handled the situation well and in a way that didn't interfere with their work.



5

Even in a fast-changing environment there can be periods of relative calm and stability. How do you keep from getting bored during these slower times?



1

Candidate has no effective technique to keep them from getting bored.



2

Candidate can explain one effective technique to keep them from getting bored.



3



4

Candidate explains multiple effective techniques to keep them from getting bored. Shows they enjoy stability too.



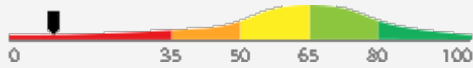
5

Detail

Interview Guide

Integrity

Score: 10



Description:

This scale reflects the degree to which an individual acts positively towards the organization, avoids unnecessary risk, and, simply put, does the right thing. High scores on this scale indicate a person will act in the organization's best interest, follow the rules, and work hard under limited supervision. Low scores on this scale indicate a person may engage in risk-taking behaviors, work to undermine the organization, and only do the bare minimum.

Interpretation:

The candidate's score in this area indicates risk of a negative impact on performance for some jobs. Additional probing is strongly recommended.

Distrusts the organization and management. Frequently assumes new ideas or changes will have a negative individual impact. Can be defensive regarding his or her own work, or show hostility towards management or company policies. May take unnecessary risks on the job.

What circumstance(s) might cause you to withhold information from your supervisor? How would you judge whether doing so would be justified?



1

Shows that they are not concerned about ethics or organizational values/rules.



2

Explains only situational circumstances. Judgement does not stem from an ethical standpoint.



3



4

Explains only situational circumstances, or no circumstances. Judgement stems from ethical standards.



5

Describe an ideal person who has high integrity. What traits does that person have that set them apart?



1

The person: (1) does the right thing even under challenging circumstances



2

The person: (1) does the right thing even under challenging circumstances, (2) is honest OR has strong principles



3



4

The person:(1) does the right thing even under challenging circumstances, is (2) honest, and (3) has strong principles



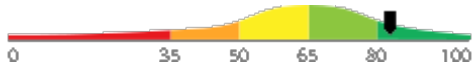
5

Detail

Interview Guide

Drive

Score: 83



Description:

This scale reflects the degree to which an individual will work hard to achieve goals and solve critical problems in the organization. High scores on this scale indicate a person will be diligent in their work and use all necessary sources to solve problems. Low scores on this scale indicate a person may be unenthusiastic about work and may struggle with complex tasks and challenges.

Interpretation:

The candidate's score in this area should contribute to enhanced overall job performance.

Highly motivated by challenging goals and tasks, financial rewards, and/or recognition, and willing to work very hard to succeed. Very focused on understanding guidelines, following the rules and personal achievement.

How do you respond when the going gets tough and it seems like you and your team are facing a nearly impossible task?



1

They are unenthusiastic. They respond by working to their expectations or less due to being overwhelmed.



2

Their feelings are neutral. They respond by working hard to achieve the goal.



3



4

They are enthusiastic. They respond by working hard to achieve the goal and by using all necessary sources.



5

How do you react when you are faced with obstacles while trying to achieve a goal? How do you overcome them?



1

Reaction: Overwhelmed. Struggles to come up with a clear way to overcome the obstacle and doesn't demonstrate hard work.



2

Reaction: Ready but not excited. Candidate shows they are able to overcome the obstacle but only by doing the bare minimum.



3



4

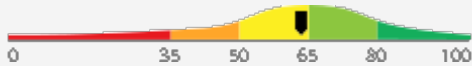
Reaction: Excited and ready. Candidate shows they are able to overcome the obstacle by putting in extra effort and being diligent.



5

Detail
Interview Guide
Resilience

Score: 63


Description:

This scale reflects the degree to which an individual can withstand adversity, bounce back from difficult events, and be persistent in doing work tasks despite difficulties that come their way. High scores on this scale indicate a person will likely be able to deal with difficult situations with ease, perceive they have control over events in their life, and continue to push forward to achieve goals. Low scores on this scale indicate a person may claim that mistakes/failures were out of their control. Low scorers tend to not cope well with on-the-job stress and don't put in the extra effort to achieve success when obstacles come their way.

Please note that resilience is not a fixed trait. Unlike many other personality characteristics, resilience can be developed over time. Additionally, multiple factors can influence how resilient a person is within a specific situation. In recognition of these features, additional probing using suggested interview questions is strongly recommended.

Interpretation:

The candidate's score in this area indicates neither a positive nor a negative impact on performance.

Responses indicate that the candidate is moderately effective at working through difficulties at work. They likely can exhibit positive emotions and the ability to take control of events. Candidate may need guidance or supervision pushing forward to achieve their goals when obstacles come their way.

Describe a time when something at work/school didn't go as planned. How did you feel? How did it impact your work moving forward?



1

Feelings had a negative outlook. Event impacted their work in a negative way, they weren't able to learn from it or persevere.



2

Feelings are true to the situation. Event impacted their work in a negative way but were able to learn from it and persevere.



3



4

Feelings are true to the situation but with a positive outlook. The event impacted their work in a positive way or didn't impact their work at all.



5

Tell me about a time you tried to reach an aggressive goal that you failed to achieve. What was the reason you missed the goal?



1

Their answer revolves around outside forces (boss, economy, coworkers, etc.) They do not take responsibility.



2

Their answer is a mix of what they could have done better and how others could have helped impact their goal.



3



4

Their answer revolves around them and what they could have done better to set themselves up and achieve the goal.



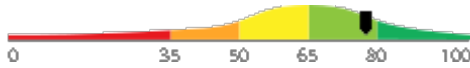
5

Detail

Interview Guide

Teamwork

Score: 77



Description:

This scale reflects the degree to which an individual works well with teams and maintains positive interpersonal relationships. High scores on this scale indicate a person will thrive in collaborative team settings and maintain high-quality relationships with coworkers. Low scores on this scale indicate a person will prefer working on individual projects and may struggle to maintain close working relationships with colleagues.

Interpretation:

The candidate's score in this area should contribute to enhanced overall job performance.

Actively cultivates relationships. Comfortable meeting new people and sensitive to how others feel. Works with colleagues and seeks input to develop friendships and meet goals.

Describe a time when you were faced with a conflict while working on a team. How did you handle it?



1

They are unable to appropriately handle conflicting circumstances while working on a team.



2

They are able to handle conflicting circumstances by being a team player, showing empathy, OR problem solving as a group.



3



4

They are able to handle conflicting circumstances by being a team player, showing empathy, AND problem solving as a group.



5

Describe a time when you worked in a team. What was your role? How did you delegate tasks with the other team members?



1

They describe their role in a way that does not show significance. Delegation tactics were not efficient or helpful.



2

They describe their role in a way that doesn't show significance. Delegation tactics were efficient and helpful.



3



4

They describe their role in a way that shows significance. Delegation tactics were efficient and helpful.



5

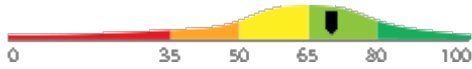
Emotional Intelligence Detail

This section contains a list of emotional intelligence characteristics that indicate how tuned in a candidate is to his or her own emotions, and those of others, as well as the candidate's ability to control his or her behavior in light of the emotions he or she is experiencing. These traits can often impact performance in groups or teams. Sample interview questions are provided to gather more information.

Detail **Interview Guide**

Empathy and Emotional Self-Control

Score: 70



Description:

This scale reflects both the ability to sense and understand other people's feelings, feel sympathy for others, and see things from other people's point of view, and the ability to manage the desire to satisfy urges or impulses, showing restraint and managing behaviors to ensure appropriate and effective interactions with others.

Interpretation:

The candidate's score in this area should contribute to enhanced overall job performance.

Demonstrates strengths in sensing the emotional needs of others, sympathizing with other people's problems, and seeing things from other people's point of view. Likely to be effective at demonstrating to customers or coworkers that they understand and care about them, resulting in improved customer loyalty, stronger work relationships, and reduced levels of conflict in the workplace.

How well can you sense how others around you are feeling? How do you use this information when interacting with them?

- ★
1
- ★
2
- ★
3
- ★
4
- ★
5

Demonstrates that they are unable to sense how others around them are feeling.

Provides examples on how they are able to sense other's feelings. They don't use this to show understanding and care.

Provides examples on how they are able to sense others' feelings. They use this to show they understand and care about them.

What do you typically do when you are working closely with someone who is very upset?

- ★
1
- ★
2
- ★
3
- ★
4
- ★
5

They have an inappropriate response and don't demonstrate understanding or care.

They (1) have an appropriate response and (2) demonstrate understanding but unable to show the customer that they care.

They (1) have an appropriate response (2) demonstrate understanding and (3) show the customer that they care.

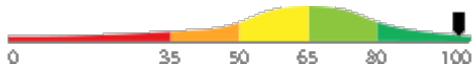
Behavioral History Detail

This section evaluates answers the candidate gave concerning his or her work-related history. Studies often show that a candidate's past behavior often indicates his or her future behavior. Potential caution areas (if any) are specified in each detail section.

Detail Interview Guide

History Survey - Performance

Score: 97



Description:

Evaluates elements of the candidate's past work and education history to identify indications of high or low performance potential.

Interpretation:

The candidate's score indicates past behaviors that contribute to high job performance.

Exhibits past behaviors and achievements that are likely to enhance job performance.

The following potential performance risk areas were identified:

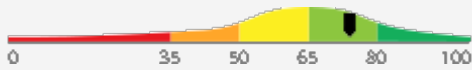
Further probing is recommended for each of these items.

Exhibits past behaviors and achievements that are likely to result in significantly below average job performance. Additional probing in this area is highly recommended.

- ★
1
No examples or rationale given.
- ★
2
Weak connection between past and future.
- ★
3
- ★
4
Clear connection between past and future.
- ★
5

History Survey - Tenure

Score: 74



Description:

Evaluates a candidate's past employment history and related factors for indications of potentially low job tenure.

Interpretation:

The candidate's score indicates past behaviors that contribute to above average job performance.

Exhibits behaviors likely to result in slightly longer than average job tenure.

The following potential performance risk areas were identified:

Further probing is recommended for each of these items.

What are some of the reasons you have left previous jobs?

- ★
1
Many different reasons. Blames employer.
- ★
2
Circumstances for leaving generally credible or somewhat outside control.
- ★
3
- ★
4
Reasonable rationale or circumstances clearly outside control.
- ★
5

Writing Sample(s)

During the assessment, the candidate was asked to write one or more passages. The text they wrote is included in the table below for review.


Writing Sample - Question	Response
<p>Please write an essay of 100 - 800 words evaluating the advantages and disadvantages of living in a tropical climate.</p>	<p>Living in a warm or tropical environment has a number of advantages and disadvantages. Whether it's right for you depends on your preferences, and in some cases, your health.</p> <p>The advantages include the following:</p> <ul style="list-style-type: none">a. You can walk outside in light clothing almost every day and you never have to wear a heavy coat.b. Most plants and trees grow faster in warm climates so if you like to maintain a garden you will experience greater success.c. Nice weather every day means you are not stuck inside for long periods of time, which can sometimes cause depression. <p>At the same time, significant disadvantages include the following:</p> <ul style="list-style-type: none">a. It rains on most days and you need to be prepared for heavy rain at all times.b. The hot sun can cause severe sunburn if you are outside and not protected.c. Your air conditioning utility bill can be very high and it can drain financial resources.d. Hot humid weather can make strenuous exercise more difficult if you are not in good health. <p>When deciding if living in a tropical climate is right for you, consider which of these advantages or disadvantages is most meaningful for you.</p> <p>[Misspelled Words: coat (1), resourcez (1)]</p> <p>Comments (AI): The essay provides a balanced view of the advantages and disadvantages of living in a tropical climate. The ideas are logically presented and easy to follow, though there are minor spelling and grammar errors. The arguments are somewhat persuasive, but could be strengthened with more detailed examples and explanations. Overall, the essay meets the average scoring criteria.</p>

Identity Confirmation Photos

The following photos of the candidate and any identification were uploaded during the assessment session.

Photo Analysis Results


- Risk:	Medium risk of cheating based on image inconsistencies
- Percent match among processed faces	100%
- Total images processed	17
- Total images with valid faces	14 (82%)
- Total pairs of faces compared	13
- Pairs in which faces matched	13 (100%)




Pre/Post-Test Photo




ID Photo



In-Test Error Detected (No Face Detected)




In-Test Error Detected (No Face Detected)




In-Test Error Detected (No Face Detected)




In-Test Photo




In-Test Photo



In-Test Photo



In-Test Photo



Pre/Post-Test Photo

Resume or CV

Summary

Updated on

Motivated career professional with extensive experience in office administration and management. Proven track record of improving efficiency, reducing costs, and enhancing office operations through strategic initiatives and technology implementation.

Objective

I am seeking a role where I can use my many skills and my exceptional judgment and empathy for customers to make a difference to a growing company.

Education

- Associate of Applied Science in Office Administration, Portland Community College, 2020

Experience

- General Office Clerk, Paramount Office Management, 09/2023 – Present
- Administrative Assistant, Global Enterprises Inc., 04/2021 – 08/2023
- Administrative Assistant, Innovative Business Solutions Ltd., 07/2019 – 03/2021

Other Qualifications

- Microsoft Office Specialist (MOS) Certification
- Certified Administrative Professional (CAP)
- International Association of Administrative Professionals (IAAP) Certification

Report Preparation Notes

- Hiring decisions should never be based on a single source of information. The most effective use of this assessment report is as a part of a multi-faceted program of candidate evaluation that includes resume review, interviews, and reference checks.
- Overall vs Percentiles Scores: The overall score reflects the success in the test, based on the mean (average) and standard deviation of the test scores. The percentile score reflects the percentage of test-takers who scored equal or below this overall score. We recommend you use the Overall Score as your primary evaluation criteria. However, percentile scores can often be useful in comparing specific candidates against one another and with a group, such as for test takers in a certain organization or within a certain account.
- Note that comparison information is calculated based on completed instances of this assessment at that time the assessment is scored. As additional instances are completed, the comparative data may change. You can always update a report to the current values by clicking on 'Recalculate Percentiles' within the online results viewing pages at www.hravatar.com.
- Most competency scores are norm-based, which means that they can be interpreted in terms of their distance from the average or mean score. For all scales, a score equal to the mean receives a score of 65 and scores above and below this value are set so that a score change of 15 equals one standard deviation.
- For linear competencies, higher is better across the entire scale. For these scales a score between 65 and 80 (light green) represents 0 to 1 standard deviation above the mean and a score above 80 (dark green) represents more than one standard deviation above the mean. Similarly, a score of 50 - 65 (yellow) represents 0 to 1 standard deviation below the mean, while a score of 35 - 50 (orange) equates to 1 to 2 standard deviations below the mean, and a score below 35 represents more than 2 standard deviations below the mean.
- This assessment makes use of data from the Occupational Information Network (O*NET), which is funded by the U.S. Federal Government - U.S. Department of Labor/Employment and Training Administration (USDOL/ETA) - as a primary source of occupational information. The O*NET database contains information on hundreds of standardized and occupation-specific descriptors that are continually updated by ongoing research. These data are used in preparing descriptive information as well as setting relative weights between competencies used in calculating the overall score. For additional information about O*NET, visit <http://www.onetcenter.org>.
- O*Net Standard Occupational Code (SOC) Used: 43-3071.00
- O*Net Version: 29.2
- Sim ID: 16238-2, Key: 0-0, Rpt: 13, Prd: 7240, Created: 2026-05-08 08:30 EDT
- UA: Mozilla/5.0 (Windows NT 6.3; Trident/7.0; Touch; rv:11.0) like Gecko

Score Calculation Detail

The following table provides a summary of how the overall score was calculated from the individual competency scores. Competency scores are calculated on a 0-100 scale by first calculating a Z statistic based on test-taker responses and then transforming the Z value to a scale with target mean and standard deviation. Certain competencies have a normal score distribution where it is best to be closest to the mean. For these competencies we modify the Z statistic by multiplying its absolute value by minus 1 for the overall score calculation. Next, to calculate the overall score, a weighted average of all modified competency Z statistics is computed and this weighted average is itself transformed to a Z statistic, which is then transformed to a score with the same target mean and standard deviation. Finally outlier scores are adjusted if they are below 0 or above 100.

Competency	Score	How applied to overall	Score Value Used	Weight (%)
Adaptability	88.3655	Not used in Overall	0.0000	0.0000
Empathy and Emotional Self-Control	70.5453	Not used in Overall	0.0000	0.0000
History Survey - Performance	97.9257	Not used in Overall	0.0000	0.0000
History Survey - Tenure	74.4415	Not used in Overall	0.0000	0.0000
Integrity	10.0000	Not used in Overall	0.0000	0.0000
Drive	83.0005	Not used in Overall	0.0000	0.0000
Analytical Thinking and Attention to Detail	63.8469	Not used in Overall	0.0000	0.0000
Writing	62.9784	Z-Statistic	-0.1348	100.0000
Resilience	63.9135	Not used in Overall	0.0000	0.0000
Teamwork	77.7961	Not used in Overall	0.0000	0.0000
Weighted Average of Competency Z-Scores:				-0.1348
Mean applied to Raw Weighted Avg:				0.0000
Standard Deviation applied to Raw Weighted Avg:				1.0000
Normalized Raw Score:				-0.1348
Mean:				65.0000
Standard Deviation Used:				15.0000
Final Overall Score:				62.9784

Notes

(This area is intentionally blank - it's reserved as space for your notes.)