

Test Results and Interview Guide

Candidate: **Richard Wantsajob**
Assessment: Taxi Driver / Chauffeur (Spanish)
Completed: December 9, 2024
Prepared for: Sara Maple
Example Company

What's Included

- Overall Score
- Competency Summary Table
- Comparison Matrix
- Detailed Competency Results with Interview Guide

Important Note: The Taxi Driver / Chauffeur (Spanish) assessment measures key factors related to high performance and tenure in this job. Attribute types measured vary by test, but can include cognitive ability, skills, knowledge, personality characteristics, emotional intelligence, and past behavioral history. This report includes a one page summary, followed by detailed results with an embedded interview guide. Note that these results should always be used as a part of a balanced candidate selection process that includes independent evaluation steps, such as interviews and reference checks.

Overall

Candidate	Score	Interpretation
Richard Wantsajob rich.wantsajob@gmail.com Taxi Driver / Chauffeur (Spanish) December 9, 2024 Summary: Moderate to High Performance Potential	71	

Potential Risk Areas

- Low Integrity score could indicate potential issues with reliability.

Key

- █ Candidate Score
- █ Higher Risk
- █ Lower Risk


Competency Summary

Competency	Score	Interpretation
Cognitive Abilities (relates to job performance, problem-solving, ability to learn, etc.)		
Memory / Attention to Detail / Logic & Reasoning	67	
Personality Characteristics (relates to fit with the job/team environment)		
Adaptability	93	
Integrity	10	
Drive	76	
Resilience	89	
Teamwork	72	
Emotional Intelligence (relates to situational judgment, performance and teamwork)		
Empathy and Emotional Self-Control	86	
Behavioral History (relates to performance and turnover)		
History Survey - Performance	68	
History Survey - Tenure	84	

Importance to Job ↑

Comparison

Percentile scores indicate how the candidate compares to other test-takers within various groups. The candidate scored equal to or better than the fraction of test-takers indicated by the percentile.



Detail

Candidate: **Richard Wantsajob**, rich.wantsajob@gmail.com
 Assessment: Taxi Driver / Chauffeur (Spanish)
 Authorized: December 9, 2024, by Sara Maple, Example Company, qamailsaram.mike@hravatar.com
 Started: December 9, 2024, 3:59:46 PM EST
 Completed: December 9, 2024, 3:59:46 PM EST
 Overall Score: 71

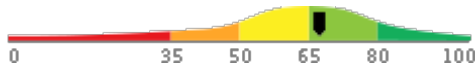
Cognitive Abilities Detail

This section contains a list of job-related cognitive abilities that have been evaluated in a job-like context using simulation technology. Studies have demonstrated that cognitive abilities are highly correlated with job performance for many jobs. Abilities also correlate with problem-solving and the ability to learn quickly.

Detail
Interview Guide

Memory / Attention to Detail / Logic & Reasoning

Score: 67



Description:

This scale reflects how successful a person is at making sense of facts through logical reasoning. High scorers understand causes and consequences by interpreting a given situation and predicting its outcomes. They are able to remember details and take action accordingly. Low scorers may burn out or become paralyzed. In more stable circumstances, high scorers may become bored, while low scorers would remain satisfied. This scale also represents thoroughness, accuracy, and being concerned for all areas involved no matter how insignificant. Individuals who demonstrate high Attention to Detail produce work that is consistently accurate and require little checking. They rarely forget schedule commitments or overlook even the smallest details.

Interpretation:

Strong scores in this area correlate with above average performance for many jobs.

Above-average scores in memory, attention to detail and logic indicate the candidate has the ability to learn quickly, recall information promptly, solve problems, and adapt to changing conditions. This usually means the candidate is likely to respond appropriately to challenging situations with little or no supervision.

What do you think are the most important characteristics for a detail-oriented person to have?



1
Very limited answer, doesn't explain much. OR Answer doesn't match org definition.

3
Characteristics: (1) organized, (2) notices mistakes or productive. Doesn't relate those characteristics to themself.

5
Characteristics: (1) organized, (2) notices mistakes, and (3) productive. Relates those characteristics to themself.

How do you handle a situation when you've messed up due to overlooking an important detail?



1
Is unable to handle the situation.

3
Demonstrates the ability to admit to their error and quickly fix the error but didn't put preventative systems in place.

5
Demonstrates the ability to admit to their error, put preventative systems in place, and quickly fix the error.

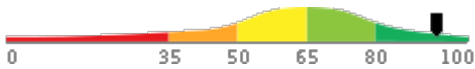
Personality Characteristics Detail

This section contains a list of personality characteristics that are frequently associated with job performance. Remember, these are not skills and do not indicate the ability to do a job. Rather, they can be used to evaluate the candidate's fit with the general needs of the job and the organizational culture. Sample interview questions are provided to gather more information.

Detail **Interview Guide**

Adaptability

Score: 93



Description:

Esta escala refleja el nivel de aceptación de una persona ante los cambios frecuentes o substanciales en los requerimientos de su puesto de trabajo. Normalmente, las personas se sienten estresadas y presionadas para adaptarse a los requerimientos cambiantes. Las personas que registran puntuaciones altas generalmente se desempeñan favorablemente bajo condiciones de trabajo cambiantes, mientras que quienes obtienen puntuaciones bajas pueden llegar a sentirse abrumadas o inmovilizarse bajo dichas condiciones. Cuando las circunstancias en el trabajo son más estables, quienes registran puntuaciones altas pueden llegar a aburrirse, y quienes obtienen bajas puntuaciones se sienten satisfechos.

Interpretation:

The candidate's score in this area should contribute to enhanced overall job performance.

Se desempeña favorablemente ante el cambio. Se considera a sí mismo como muy flexible y adaptable. Sin embargo, a menudo puede percibirse como una persona desinteresada, desmotivada o demasiado relajada en momentos de conmoción.

Describe alguna ocasión en que haya tenido que adaptarse a cambios significativos en su trabajo. ¿Cómo se sintió? ¿Cómo manejó el cambio?



1

Sentimientos: fuerte aversión o renuencia al cambio; no demostró ser capaz de hacerle frente o requirió demasiada ayuda para lograrlo.



2

Sentimientos: imposible o ligeramente renuente al cambio. Supo manejar la situación y los cambios sólo afectaron ligeramente su trabajo.



3



4

Sentimientos: entusiasmo o comodidad ante el cambio. Supo manejar bien la situación, de tal manera que no interfiriera con su trabajo.



5

¿Cuáles son algunas de las técnicas que utiliza para evitar sentirse abrumado al enfrentar condiciones constantemente cambiantes?



1

El candidato no cuenta con una técnica efectiva para evitar sentirse abrumado.



2

El candidato sólo puede explicar una técnica efectiva para evitar sentirse abrumado.



3



4

El candidato explica diversas técnicas efectivas para evitar sentirse abrumado.

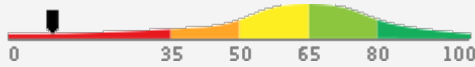


5

Detail Interview Guide

Integrity

Score: 10



Description:

Esta escala refleja el grado en que una persona actúa de manera positiva hacia la organización, evita riesgos innecesarios y, dicho de manera sencilla, hace lo correcto. Las altas puntuaciones en esta escala indican que la persona actuará a favor de los intereses de la organización, se apegará a las normas y trabajará con empeño con una supervisión limitada. Las puntuaciones bajas indican que la persona podrá involucrarse en comportamientos arriesgados, trabajar para afectar a la organización y se limitará a dar el mínimo.

Interpretation:

The candidate's score in this area indicates risk of a negative impact on performance for some jobs. Additional probing is strongly recommended.

Desconfía de la organización y de su gerencia. Frecuentemente asume que las ideas nuevas o los cambios tendrán un impacto negativo a nivel individual. Puede mostrarse a la defensiva cuando se trata de su propio trabajo, o expresar hostilidad hacia la gerencia o a las políticas de la empresa. Es posible que asuma riesgos innecesarios en su trabajo.

¿Qué circunstancia(s) podría(n) ocasionar que ocultara usted información a su supervisor? ¿Cómo juzgaría si hacerlo sería justificable?



1

Demuestra que no le preocupa la ética ni los valores/normas organizacionales.



2

Únicamente explica circunstancias situacionales. Su juicio no se deriva de un punto de vista ético.



3



4

Únicamente explica circunstancias situacionales, o no explica circunstancias. Su juicio se deriva de un punto de vista ético.



5

¿Considera usted que siempre está bien ocultar información a su supervisor? ¿Cómo juzgaría si está bien o no hacerlo?



1

La respuesta demuestra que no le preocupa la ética ni los valores/normas organizacionales.



2

Únicamente explica circunstancias situacionales. Su juicio no se deriva de un punto de vista ético.



3



4

Únicamente explica circunstancias situacionales, o no explica circunstancias. Su juicio se deriva de un punto de vista ético.



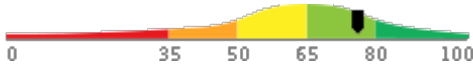
5

Detail

Interview Guide

Drive

Score: 76



Description:

Esta escala refleja el grado en que una persona trabajará arduamente para alcanzar metas y resolver problemas críticos en la organización. Las puntuaciones altas en esta escala indican que la persona se empeñará en su trabajo y utilizará todos los recursos necesarios para resolver problemas, mientras que las puntuaciones bajas indican que la persona puede ser poco entusiasta en su trabajo y enfrentar problemas con tareas y dificultades complejas.

Interpretation:

The candidate's score in this area should contribute to enhanced overall job performance.

Es una persona motivada por metas y tareas complicadas, recompensas financieras y/o reconocimientos, y está dispuesta a trabajar arduamente para triunfar. Se concentra en comprender y seguir los lineamientos, y en cumplir o exceder los estándares de calidad y producción.

Describa alguna ocasión en la que haya tenido algo de tiempo disponible en su trabajo. ¿Cómo utilizó ese tiempo?



1

No utilizó su tiempo de manera benéfica o sin que agregara valor a la organización.



2

Utilizó su tiempo en cosas relacionadas con su trabajo, pero su esfuerzo no demostró que trabajara mucho o que agregara valor (fácilmente).



3



4

Utilizó su tiempo en beneficio de la organización, agregándole valor. Demostró capacidad para trabajar arduamente y voluntad de realizar un esfuerzo adicional.



5

¿Cómo reacciona usted cuando enfrenta obstáculos para cumplir una meta? ¿Cómo los supera?



1

Reacción: abrumado/a. Lucha por encontrar una manera evidente de superar el obstáculo y no demuestra trabajar arduamente.



2

Reacción: está preparado/a, pero no emocionado/a. El candidato/a demuestra ser capaz de superar el obstáculo, pero dando sólo lo mínimo necesario.



3



4

Reacción: emocionado/a y preparado/a. El candidato/a demuestra ser capaz de superar el obstáculo realizando esfuerzos adicionales y mostrándose diligente.



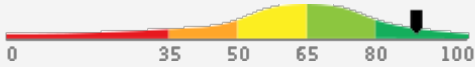
5

Detail

Interview Guide

Resilience

Score: 89



Description:

Esta escala refleja el grado en que una persona puede soportar la adversidad, recuperarse de eventos difíciles y ser persistente en sus tareas pese a las dificultades que se le presenten. Las puntuaciones altas en esta escala indican qué tan probable es que a una persona se le facilite hacer frente a situaciones difíciles, que perciba tener control sobre los eventos de su vida y siga adelante para alcanzar sus metas. Las bajas puntuaciones en esta escala indican que una persona puede argumentar que los errores/fallas están fuera de su control, además de que no tenderá a hacer frente al estrés en su trabajo ni a realizar un esfuerzo adicional para alcanzar el éxito cuando aparezcan obstáculos en su camino.

Por favor tenga en cuenta que la resiliencia no es un rasgo fijo. A diferencia de muchas otras características de la personalidad, la resiliencia puede ser desarrollada en el transcurso del tiempo. Asimismo, son muchos los factores que pueden influir en qué tan resiliente es una persona bajo determinada situación en particular. Para distinguir estas características, se sugiere ampliamente sondear más a detalle a la persona utilizando las preguntas que se recomiendan para entrevistarla.

Interpretation:

The candidate's score in this area should contribute to enhanced overall job performance.

Las respuestas indican que el candidato puede sortear eficazmente las dificultades en su trabajo, mostrando emociones positivas, controlando los eventos, siendo proactivo, confiado y aprendiendo de la experiencia. Podrá esperarse siempre que el candidato luche por alcanzar sus metas, incluso cuando se le presenten obstáculos.

Describe algún momento en el que algo no haya salido como usted lo planeaba en el trabajo o la escuela. ¿Cómo se sintió? ¿De qué manera se vio impactado su trabajo a partir de ese momento?



1

Sus sentimientos muestran un panorama negativo. El evento impactó su trabajo de forma negativa y no fue capaz de aprender de éste y de seguir adelante.



2

Sus sentimientos son verdaderos ante la situación. El evento impactó su trabajo de forma negativa, pero fue capaz de aprender de éste y de seguir adelante.



3



4

Sus sentimientos son verdaderos ante la situación, pero con un panorama positivo. El evento impactó su trabajo de forma positiva o no lo impactó del todo.



5

¿Cómo reacciona normalmente ante las malas noticias?



1

Se siente abrumado y no sabe cómo hacer frente a los retos.



2

Se siente abrumado, pero ve el lado positivo y cuenta con un plan para hacer frente a los retos.



3



4

Es capaz de ver el lado positivo en el largo plazo para que nada impacte su trabajo.



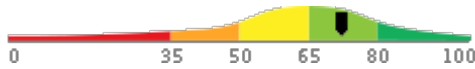
5

Detail

Interview Guide

Teamwork

Score: 72



Description:

Esta escala refleja el grado en que una persona trabaja bien en equipo y mantiene relaciones interpersonales positivas. Las altas puntuaciones en esta escala indican que una persona tendrá un buen desempeño en ambientes colaborativos de equipo y mantendrá relaciones de alta calidad con sus compañeros de trabajo. Las bajas puntuaciones reflejan que la persona preferirá trabajar en proyectos individuales y posiblemente tendrá problemas para mantener relaciones cercanas con sus colegas.

Interpretation:

The candidate's score in this area should contribute to enhanced overall job performance.

Cultiva relaciones de manera activa. Se siente a gusto conociendo gente nueva y es sensible a los sentimientos de los demás. Trabaja con sus colegas y busca sus aportaciones para desarrollar amistades y alcanzar metas.

Describe alguna ocasión en que haya trabajado en equipo. ¿Cuáles fueron sus funciones? ¿Cómo delegó tareas a los demás miembros del equipo?



1

Describe sus funciones de manera que no muestra importancia. Sus tácticas para delegar tareas no demostraron ser eficaces o útiles.



2

Describe sus funciones de manera que no muestra importancia. Sus tácticas para delegar tareas demostraron ser eficaces y útiles.



3



4



5

Describe sus funciones de manera que muestra importancia. Sus tácticas para delegar tareas demostraron ser eficaces y útiles.

¿Prefiere trabajar en equipo o usted solo/a? ¿Por qué?



1

Elige trabajar en equipo o de forma individual y siente que sería incapaz de hacerlo de forma contraria.



2

Siente que puede trabajar favorablemente en cualquiera de los dos ambientes, pero no es capaz de respaldar su postura dando motivos racionales.



3



4



5

Su respuesta refleja motivos racionales de por qué prefiere trabajar en equipo, solo/a, o ambos. Siente que podría trabajar bien en cualquiera de esos ambientes.

Emotional Intelligence Detail

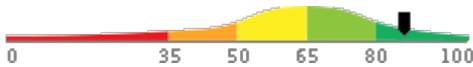
This section contains a list of emotional intelligence characteristics that indicate how tuned in a candidate is to his or her own emotions, and those of others, as well as the candidate's ability to control his or her behavior in light of the emotions he or she is experiencing. These traits can often impact performance in groups or teams. Sample interview questions are provided to gather more information.

Detail

Interview Guide

Empathy and Emotional Self-Control

Score: 86



Description:

This scale reflects both the ability to sense and understand other people's feelings, feel sympathy for others, and see things from other people's point of view, and the ability to manage the desire to satisfy urges or impulses, showing restraint and managing behaviors to ensure appropriate and effective interactions with others.

Interpretation:

The candidate's score in this area should contribute to enhanced overall job performance.

Demonstrates exceptional strengths in sensing the emotional needs of others, sympathizing with other people's problems, and seeing things from other people's point of view. Likely to be very effective at demonstrating to customers or coworkers that they understand and care about them, resulting in significantly improved customer loyalty, much stronger work relationships, and noticeably reduced levels of conflict in the workplace.

What do you typically do when you are working closely with someone who is very upset?



1

They have an inappropriate response and don't demonstrate understanding or care.



2

They (1) have an appropriate response and (2) demonstrate understanding but unable to show the customer that they care.



3



4

They (1) have an appropriate response (2) demonstrate understanding and (3) show the customer that they care.



5

How important is it to sense what others you are working with are feeling? How do you adapt when you can tell a coworker is upset or excited?



1

Not important to them. Unable to adapt.



2

Important to them. Adapt by regulating their emotions to be either professional, caring, OR understanding.



3



4

Very important to them. Adapt by regulating their emotions to be professional, caring, AND understanding.



5

Behavioral History Detail

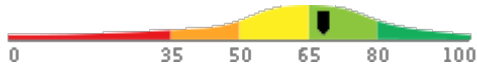
This section evaluates answers the candidate gave concerning his or her work-related history. Studies often show that a candidate's past behavior often indicates his or her future behavior. Potential caution areas (if any) are specified in each detail section.

Detail

Interview Guide

History Survey - Performance

Score: 68



Description:

Evaluates elements of the candidate's past work and education history to identify indications of high or low performance potential.

Interpretation:

The candidate's score indicates past behaviors that contribute to above average job performance.

Exhibits past behaviors, work habits and achievements that are likely to result in above average job performance.

What kind of feedback have you received about your performance from your managers and your peers?



1

Received below average performance reviews from their managers and peers.



2

Received below average performance reviews from their managers and peers.



3



4

Received below average performance reviews from their managers and peers.



5

How does your work compare with your peers? Do you produce more or less? How do you know?



1

Candidate is not able to compare themselves with peers.



2

Peers demonstrate significantly better and more work than the candidate. Candidate is taking steps to improve.



3



4

Peers demonstrate significantly better and more work than the candidate. Candidate is taking steps to improve.



5

How easily do you apply and learn new information?



1

Candidate is unable to learn and apply new information.



2

Candidate is unable to learn and apply new information.



3



4

Candidate is unable to learn and apply new information.



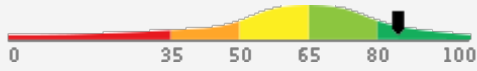
5

Detail

Interview Guide

History Survey - Tenure

Score: 84



Description:

Evaluates a candidate's past employment history and related factors for indications of potentially low job tenure.

Interpretation:

The candidate's score indicates past behaviors that contribute to high job performance.

Exhibits behaviors likely to result in longer than average job tenure.

What are some reasons you would leave a job after a short period of time?



1

What are some reasons you would stay with a job for a long time?



2

What are some reasons you would stay with a job for a long time?



3



4

What are some reasons you would stay with a job for a long time?



5

What are some of the reasons you have left previous jobs?



1

Many different reasons. Blames employer.



2

Circumstances for leaving generally credible or somewhat outside control.



3



4

Circumstances for leaving generally credible or somewhat outside control.



5

What are some reasons you would stay with a job for a long time?



1

What are some reasons you would stay with a job for a long time?



2

What are some reasons you would stay with a job for a long time?



3



4

What are some reasons you would stay with a job for a long time?



5

Identity Confirmation Photos

The following photos of the candidate and any identification were uploaded during the assessment session.

Photo Analysis Results

- Risk:	Medium risk of cheating based on image inconsistencies
- Percent match among processed faces	100%
- Total images processed	17
- Total images with valid faces	14 (82%)
- Total pairs of faces compared	13
- Pairs in which faces matched	13 (100%)



Pre/Post-Test Photo



ID Photo



In-Test Error Detected (No Face Detected)



In-Test Error Detected (No Face Detected)



In-Test Error Detected (No Face Detected)




In-Test Photo




In-Test Photo



In-Test Photo



In-Test Photo



Pre/Post-Test Photo

Report Preparation Notes

- Hiring decisions should never be based on a single source of information. The most effective use of this assessment report is as a part of a multi-faceted program of candidate evaluation that includes resume review, interviews, and reference checks.
- Overall vs Percentiles Scores: The overall score reflects the success in the test, based on the mean (average) and standard deviation of the test scores. The percentile score reflects the percentage of test-takers who scored equal or below this overall score. We recommend you use the Overall Score as your primary evaluation criteria. However, percentile scores can often be useful in comparing specific candidates against one another and with a group, such as for test takers in a certain organization or within a certain account.
- Note that comparison information is calculated based on completed instances of this assessment at that time the assessment is scored. As additional instances are completed, the comparative data may change. You can always update a report to the current values by clicking on 'Recalculate Percentiles' within the online results viewing pages at www.hravatar.com.
- Most competency scores are norm-based, which means that they can be interpreted in terms of their distance from the average or mean score. For all scales, a score equal to the mean receives a score of 65 and scores above and below this value are set so that a score change of 15 equals one standard deviation.
- For linear competencies, higher is better across the entire scale. For these scales a score between 65 and 80 (light green) represents 0 to 1 standard deviation above the mean and a score above 80 (dark green) represents more than one standard deviation above the mean. Similarly, a score of 50 - 65 (yellow) represents 0 to 1 standard deviation below the mean, while a score of 35 - 50 (orange) equates to 1 to 2 standard deviations below the mean, and a score below 35 represents more than 2 standard deviations below the mean.
- This assessment makes use of data from the Occupational Information Network (O*NET), which is funded by the U.S. Federal Government - U.S. Department of Labor/Employment and Training Administration (USDOL/ETA) - as a primary source of occupational information. The O*NET database contains information on hundreds of standardized and occupation-specific descriptors that are continually updated by ongoing research. These data are used in preparing descriptive information as well as setting relative weights between competencies used in calculating the overall score. For additional information about O*NET, visit <http://www.onetcenter.org>.
- O*Net Standard Occupational Code (SOC) Used: 53-3052.00
- O*Net Version: 26.3
- Sim ID: 16326-1, Key: 0-0, Rpt: 13, Prd: 7326, Created: 2024-12-09 20:59 UTC
- UA: Mozilla/5.0 (Windows NT 6.3; Trident/7.0; Touch; rv:11.0) like Gecko

Score Calculation Detail

The following table provides a summary of how the overall score was calculated from the individual competency scores. Competency scores are calculated on a 0-100 scale by first calculating a Z statistic based on test-taker responses and then transforming the Z value to a scale with target mean and standard deviation. Certain competencies have a normal score distribution where it is best to be closest to the mean. For these competencies we modify the Z statistic by multiplying its absolute value by minus 1 for the overall score calculation. Next, to calculate the overall score, a weighted average of all modified competency Z statistics is computed and this weighted average is itself transformed to a Z statistic, which is then transformed to a score with the same target mean and standard deviation. Finally outlier scores are adjusted if they are below 0 or above 100.

Competency	Score	How applied to overall	Score Value Used	Weight (%)
Adaptability	93.5623	Z-Statistic	1.9042	7.8398
Empathy and Emotional Self-Control	86.7700	Z-Statistic	1.4513	10.2106
History Survey - Performance	68.5609	Z-Statistic	0.2374	10.2106
History Survey - Tenure	84.9787	Z-Statistic	1.3319	10.2106
Integrity	10.0000	Z-Statistic	-3.6667	7.9739
Memory / Attention to Detail / Logic & Reasoning	67.9683	Z-Statistic	0.1979	30.1912
Drive	76.4885	Z-Statistic	0.7659	7.9739
Resilience	89.2066	Z-Statistic	1.6138	7.9739
Teamwork	72.4906	Z-Statistic	0.4994	7.4155
Weighted Average of Competency Z-Scores:				0.4519
Mean applied to Raw Weighted Avg:				0.0000
Standard Deviation applied to Raw Weighted Avg:				1.0000
Normalized Raw Score:				0.4519
Mean:				65.0000
Standard Deviation Used:				15.0000
Final Overall Score:				71.7779

Notes

(This area is intentionally blank - it's reserved as space for your notes.)